

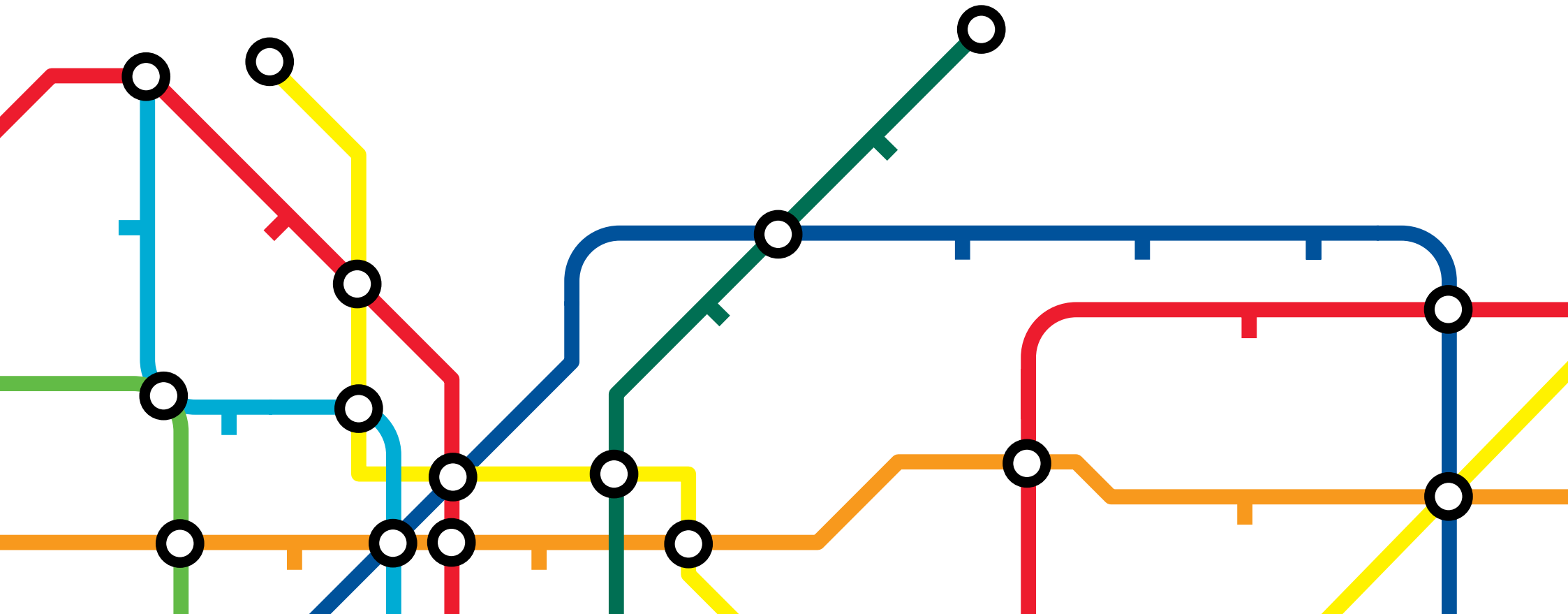


Public Health
England

Routes to Recovery

via the community

Mapping user manual



Introduction	Outline of the manual pages 3 - 8
Chapter One	Techniques and tools to enhance assessment and build a plan for recovery pages 9 - 49
Chapter Two	Setting, achieving and rewarding goals pages 50 - 56
Chapter Three	Building social support for change pages 57 - 70
Chapter Four	Providing information to reduce harm pages 71 - 77
Chapter Five	Skills development pages 78 - 93
Chapter Six	Exiting treatment and aftercare pages 94 - 104

Acknowledgments

Developed by Dr Ed Day

Contributions:
The TCU team, Luke Mitcheson,
Kieran Lynch, Steve Taylor,
Christopher Whiteley

introduction

**Core elements
of treatment**

The importance of 'Recovery'

- **'Recovery' is an organising principle that guides effective treatment services. A number of key principles are useful to keep in mind when planning professional treatment interventions:**
 - **People do recover, but addiction comes with a high level of stigma - 'hope' is a key message to instil in every client**
 - **Addiction is a complex social problem – professional treatment cannot provide all the solutions**
 - **People seek professional treatment when their problem severity exceeds their personal resources for recovery – building 'recovery' capital facilitates autonomy and re-integration into the community**
 - **Recovery can only happen from a strong base – risk reduction may be an important early goal**
 - **Recovery is based on the power of community – the more people are helping you, the more likely you are to succeed**
 - **Successful treatment empowers clients to take control of their lives**

Achieving a lot using many small steps...

- **Problem drug use has many components: genetics, early up-bringing, mental health, personality and life events. No single approach will address everything simultaneously**
- **Many different 'psychosocial' approaches to helping an individual control substance use have been described and shown to be effective in certain populations at certain times e.g. motivational interviewing, 12-step mutual self-help, cognitive behavioural therapy, contingency management, and social/family interventions**
- **It has often proved difficult to deliver any of these interventions in their entirety due to size of caseload, or the limited availability of training or supervision**
- **This package therefore starts with some common components of effective treatment described by Moos (see next slide), and uses the concept of Node-Link Mapping to support the delivery of these techniques in 'session-sized' chunks**

Moos R (2007) Theory-based ingredients of effective treatments for substance use disorders. *Drug and Alcohol Dependence* 88(2-3) 109-121

Common components of effective treatment (Moos 2007)

Support, structure & goal direction

- **Quality of client-therapist alliance associated with improved outcome**
- **Therapists who have an underlying theory of treatment, supported by supervision, experience better outcomes**
- **More emphasis on goals and greater organisation associated with better outcomes**

Rewards & rewarding activities

- **Rewards during treatment for remaining substance-free**
- **Planning for a generally more rewarding lifestyle**

Common components of effective treatment

Abstinence-oriented norms & models

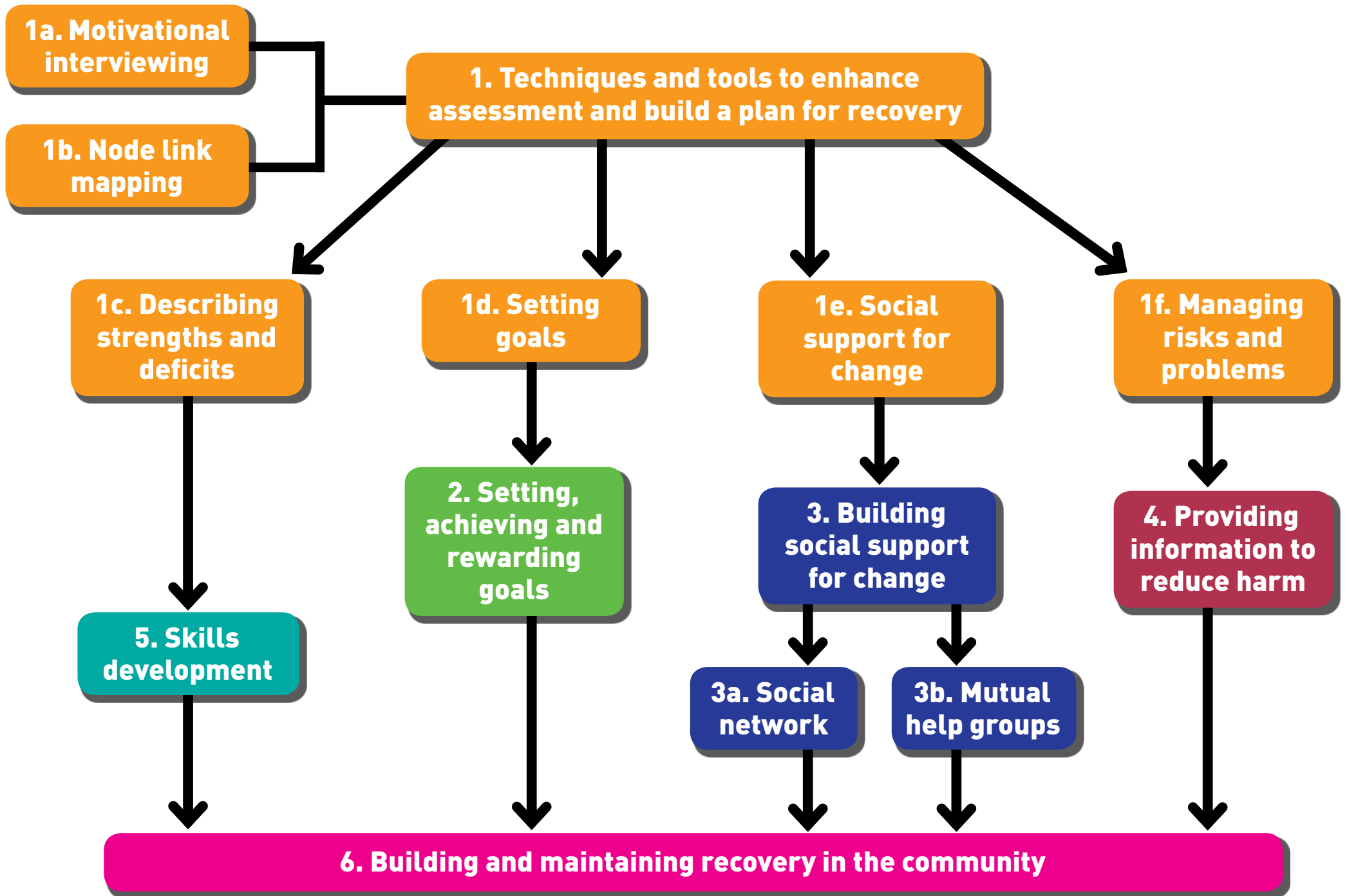
- **Accepting abstinence-oriented norms and learning from abstinent role models**
- **Use role models to help monitor and support abstinence**
- **Normative feedback about substance use and consequences**

Self-efficacy & coping skills

- **Build self-efficacy and skills to manage high-risk situations and life stressors + obtain rewards that are an alternative to substance use**
- **Use group/network interactions to provide opportunities for sober behaviour leading to improvements in coping and self-efficacy**
- **Aims to increase self-efficacy by drawing out personal solutions**

Outline of the manual

- The key task in the early stages of effective treatment is building a therapeutic alliance with the client. Use of a motivational style of interviewing is recommended, and consideration should be given to the correct balance of following, guiding and directing in using any of these tools [SECTION 1a]
- Therapeutic work is most effective when there is structure and goal direction. Node-link mapping is a useful technique to provide structure, and is the organising principle of this manual [SECTION 1b]
- By using a guiding interviewing technique, and use of node-link mappings to structure and feedback information collected from a variety of sources, the therapist can emphasize both strengths and deficits, and contrast these with the client's desired life goals [SECTION 1c]
- The therapist can then work with the client to set effective, SMART goals for the aspects of their life that are most important to them [SECTION 1d]
- Helping the client to build social support for change can help them achieve goals and play a part in rewarding progress [SECTION 1e]
- A recovery-oriented treatment system builds from the bottom up, and it is important to attend to minimising any risks whilst positive change is occurring [SECTION 1f]. Effective provision of information is important [SECTION 4]
- Once goals have been set, goal achievement can be rewarded [SECTION 2]
- Social support may come from the client's immediate social network (friends, family etc) or may come from mutual self-help groups [SECTION 3]
- Positive role models in the support network can provide helpful feedback about substance use and its consequences
- Tackling goals and building social support will enhance self-efficacy, but may also provide evidence of skills deficits such as ineffective communication, poor planning or impulsivity. Skills training exercises using homework and feedback can address these deficits, further building self-efficacy and autonomy [SECTION 5]
- As the client's confidence builds and they feel more empowered to make changes in their life, more emphasis is placed on using their new found skills and social support to plan for increasing independence and life without drugs [SECTION 6]



one

Enhancing the assessment process and building a plan for recovery

Contents of this section:

- 1a. Using motivational interviewing
- 1b. Using node-link mapping
- 1c. Describing strengths & deficits
- 1d. Setting goals
- 1e. Building social support for change
- 1f. Managing risks & problems

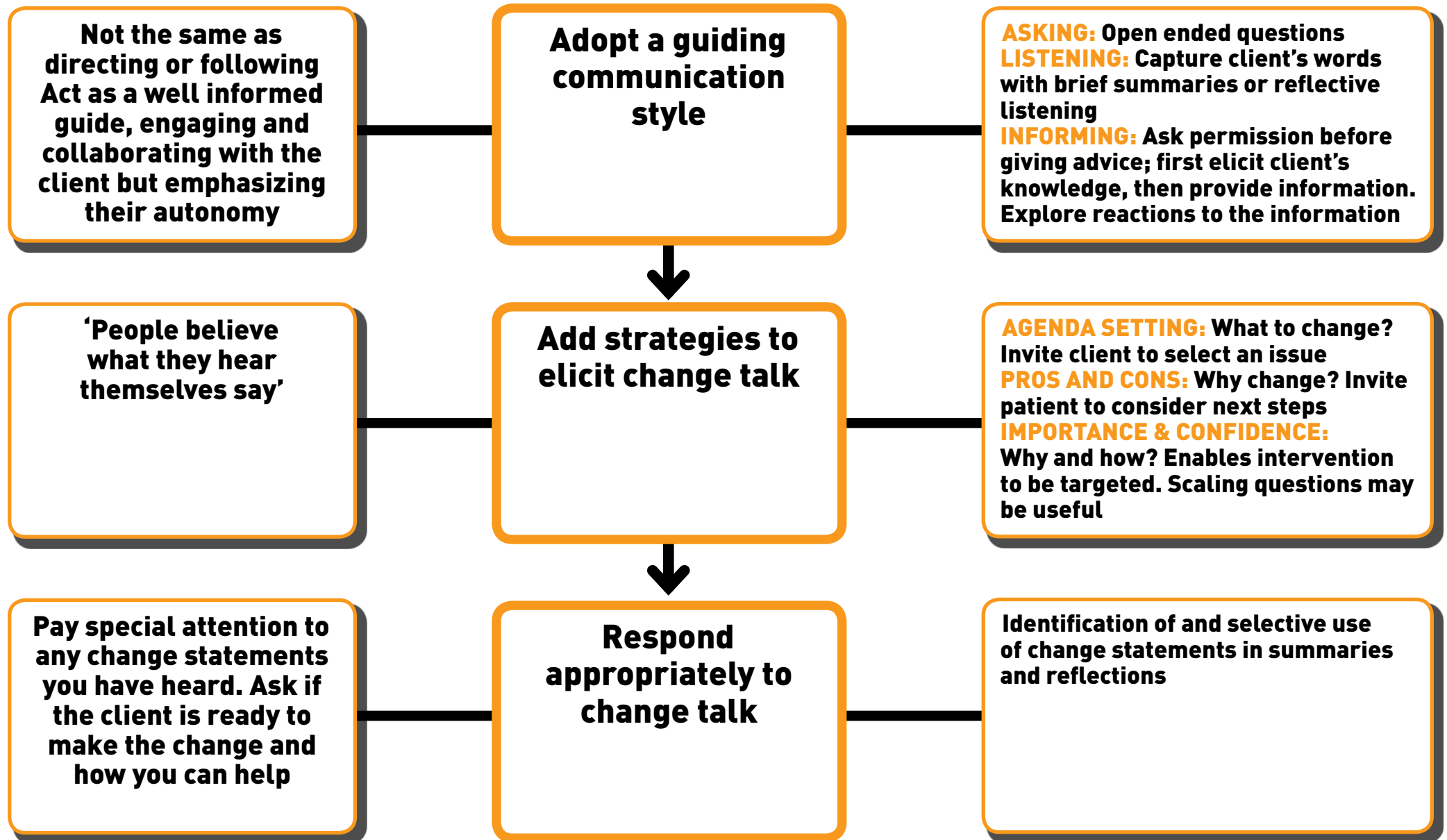
1a. Using motivational interviewing

Motivational interviewing

- **Motivational interviewing is a well researched style of professional healthcare communication used to support efforts to change behaviour**
- **Clients entering drug treatment usually have some degree of ambivalence about their use. Motivational interviewing focuses on exploring and resolving this ambivalence drawing the clients own reasons for change, or intrinsic motivation**
- **The key task is to help the client to notice the difference between what they are doing now and how they would like to be. The awareness of the difference between these two positions is used to help the client move towards making changes**
- **This is not achieved by telling the client what to do, or offering expert opinion. The therapist aims to elicit self-motivational statements from the client, then feed them back as part of the process of building towards change**
- **A key aim of these sessions is to instil in the client the belief that they can change. In many cases this will lead to positive action without any directive work from the therapist**

SEE Miller W & Rollnick S (2002) *Motivational Interviewing: Preparing People for Change*. New York: The Guilford Press
Rollnick S, Miller W & Butler C (2008) *Motivational Interviewing in Health Care: Helping Patients Change Behavior*. New York: The Guilford Press

Motivational interviewing



1b. Using node-link mapping

What is node-link mapping?

- **Node-link mapping is a simple technique for presenting verbal information in the form of a diagram, which has been shown to have positive benefits for keyworking interactions**
- **It was first studied as a tool for helping students take better notes during lengthy college lectures. Displaying information visually appears to help us understand things better and recall key ideas (hopefully when we need them). This is summarised in the old adage ‘a picture is worth a thousand words’**
- **Node-link mapping can also be used to enhance any interaction with a client, irrespective of the therapeutic technique or strategy being used**

Dansereau DF & Simpson DD (2009) A Picture is Worth a Thousand Words: The Case for Graphic Representations. *Professional Psychology: Research & Practice*. 40(1):104-110

Dansereau DF, Dees SM, Greener JM & Simpson DD (1995) Node-Link Mapping and the Evaluation of Drug Abuse Counselling Sessions. *Psychology of Addictive Behaviors*. 9(3): 195-203

Main parts of a node-link map:

A **node** is an idea captured in a box, circle, or other shape

For example:



A **link** (named or not) shows the relationship between nodes

For example:



“An example of a blockbuster film is Star Wars”

Mapping as a keyworking tool 1

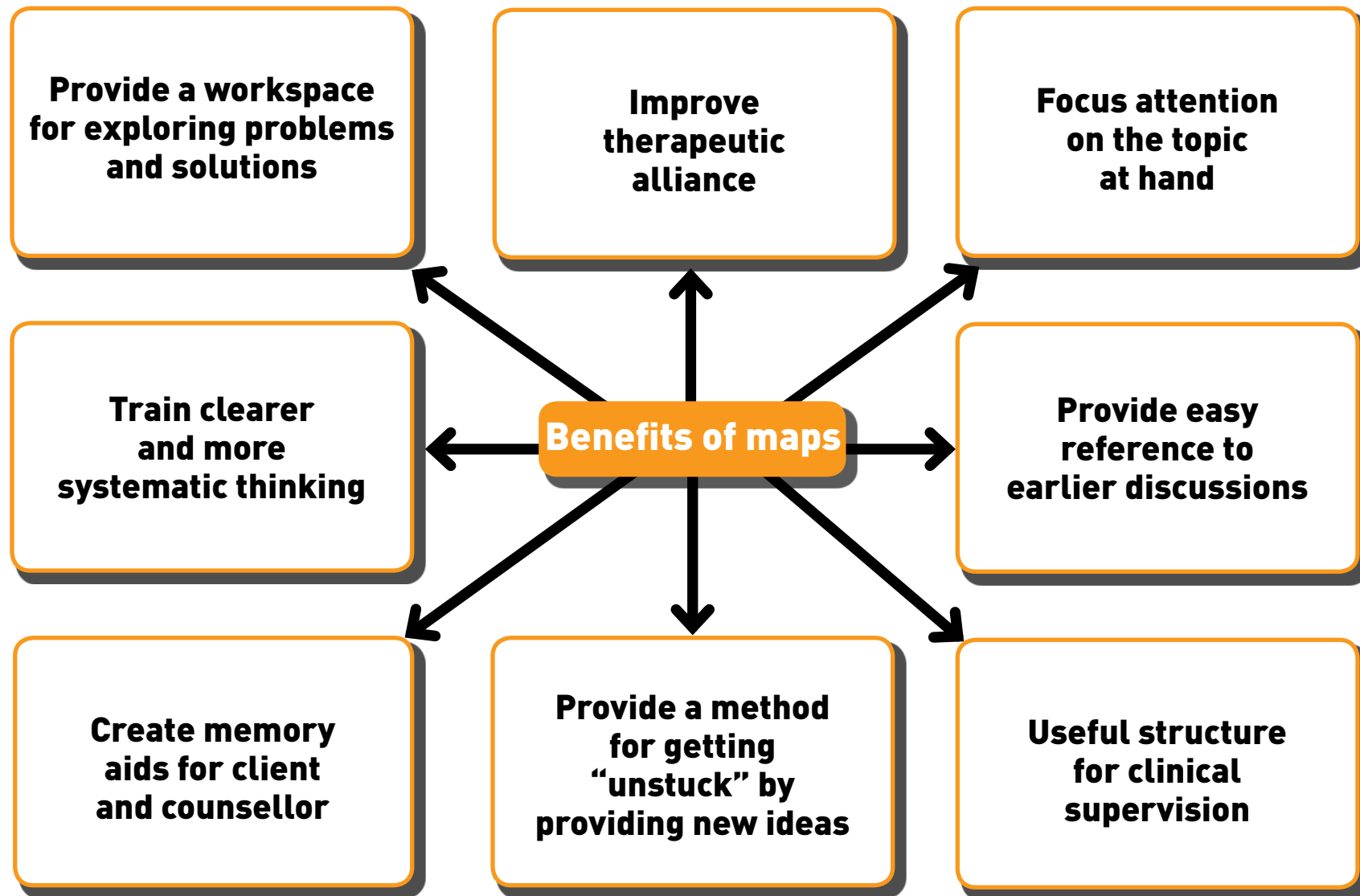
- **Research evidence and clinical experience both suggest that an effective counseling session has four key elements:**

- 1. Communication:** Drug working can be thought of as a problem-solving exercise, so a clear, shared understanding of the issues is important to facilitate communication. Maps provide a clear visual representation of issues, and have less word clutter than traditional oral or written material. Node-link maps have been shown to be particularly helpful for clients with less education, and for clients with ethnic backgrounds different to their workers. Mapping also enhances clients' own perceptions of their communication abilities, so building confidence and self-esteem
- 2. Focus:** Mapping provides a way to cluster information meaningfully, as well as providing a simple summary to guide and focus discussions. Evidence suggests that maps help keyworkers and clients maintain their focus and attention, and mapping has been shown to benefit clients with attentional problems
- 3. Producing ideas:** Keywork sessions may need to cover a lot of ground in order to resolve a particular problem. Node-link maps can provide a strategy for idea generation, and may also facilitate causal thinking by making clients examine what influences their behavior, or what may happen next. This may be useful when keyworkers and clients are struggling to remember details, or are in need of a fresh approach
- 4. Memory:** The effectiveness of keyworking is determined, in part, by how well a client remembers session information. Node-link maps have been shown to enhance the recall of information in both educational and clinical settings

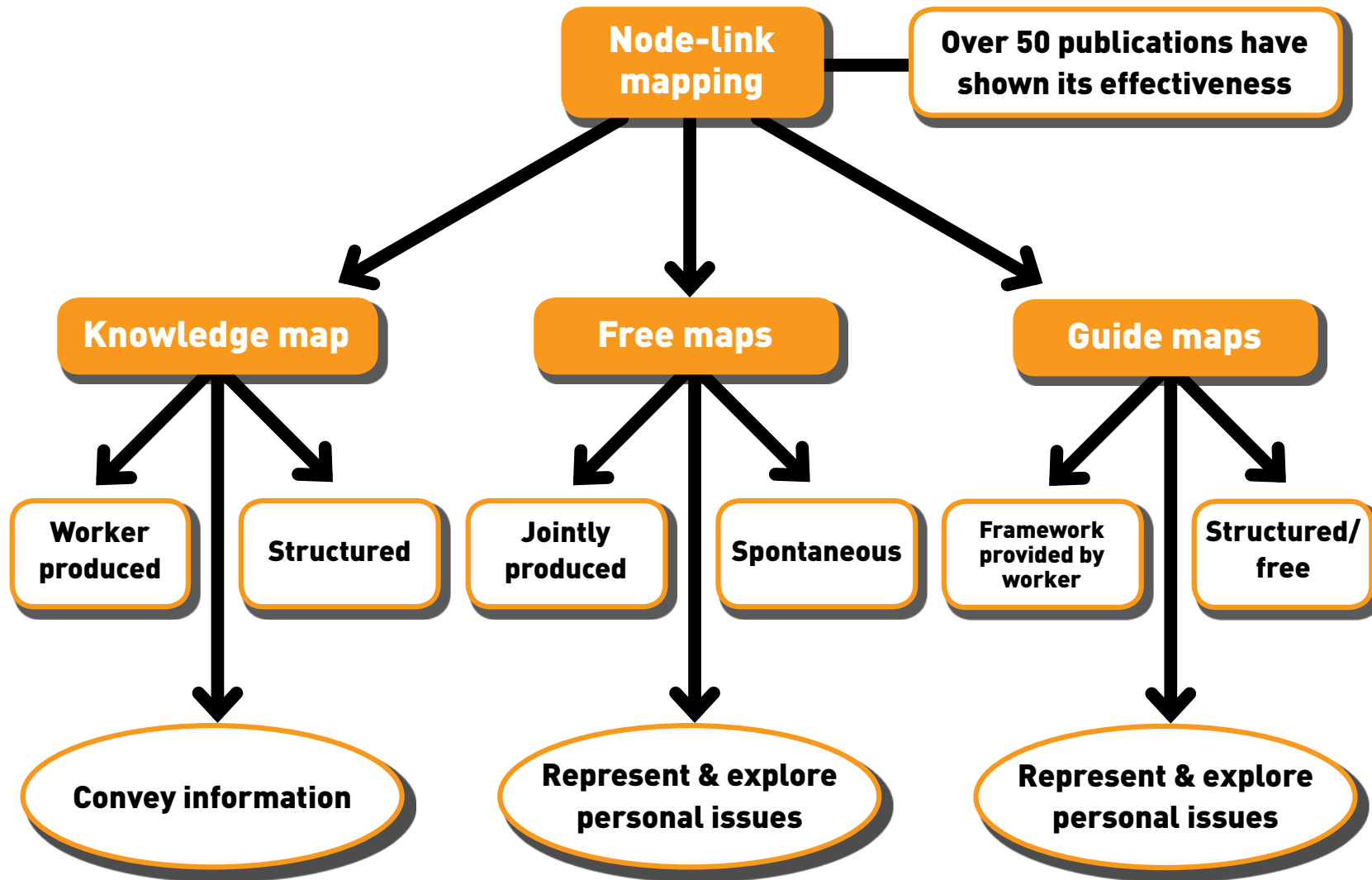
Mapping as a keyworking tool 2

- **Observations of mapping-enhanced keywork sessions and discussions with keyworkers suggest that this technique increases collaboration between client and therapist by taking the direct focus off the client and putting it on a picture or diagram of the therapeutic issues. If clients are uncomfortable maintaining eye contact, node-link mapping provides a relevant, alternative visual stimulus and therefore can reduce anxiety**
- **Maps created during a session can be given to the clients as reminders or as vehicles for practice between sessions. They may also be reintroduced by the keyworker to evaluate changes and progress, and used as a structure for clinical supervision sessions**
- **However, if overused, mapping can sometimes disrupt therapeutic rapport, perhaps by slowing the pace of the session. It is therefore important for keyworkers to tailor their use of maps to fit both their own styles and client needs**
- **The following map summarises the key benefits of adopting a node-link mapping approach**

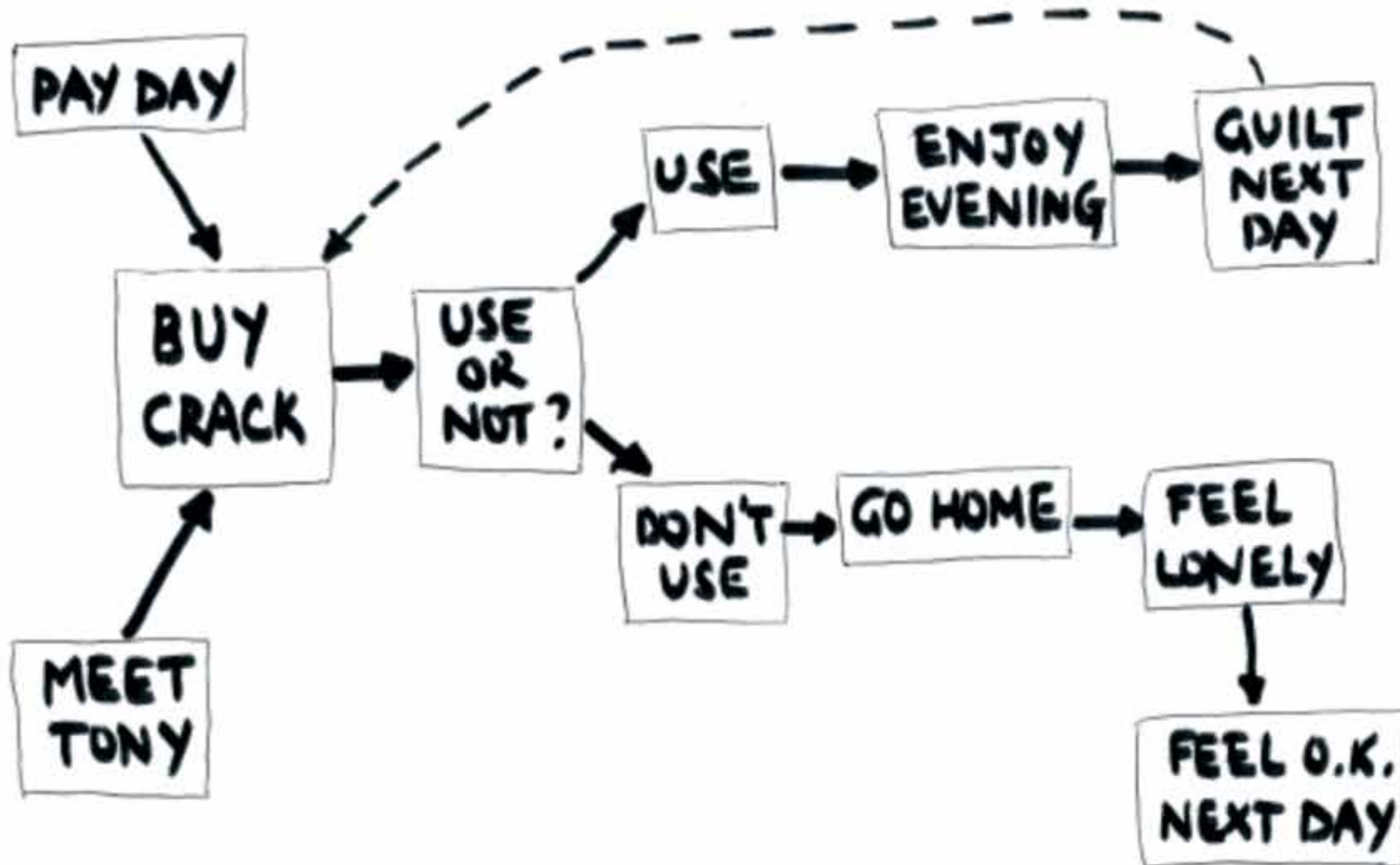
Benefits of maps



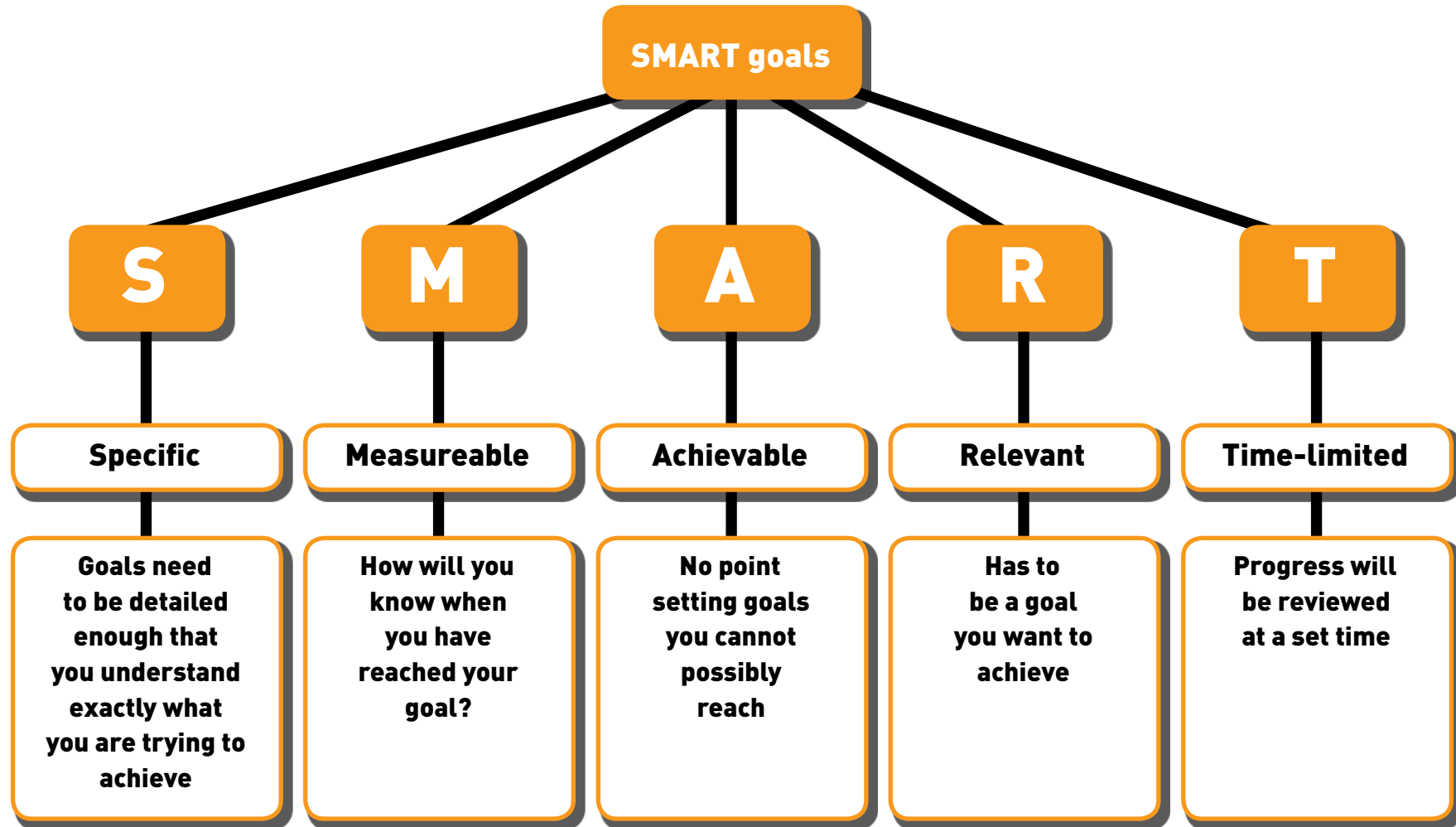
There are 3 broad types of node-link maps:



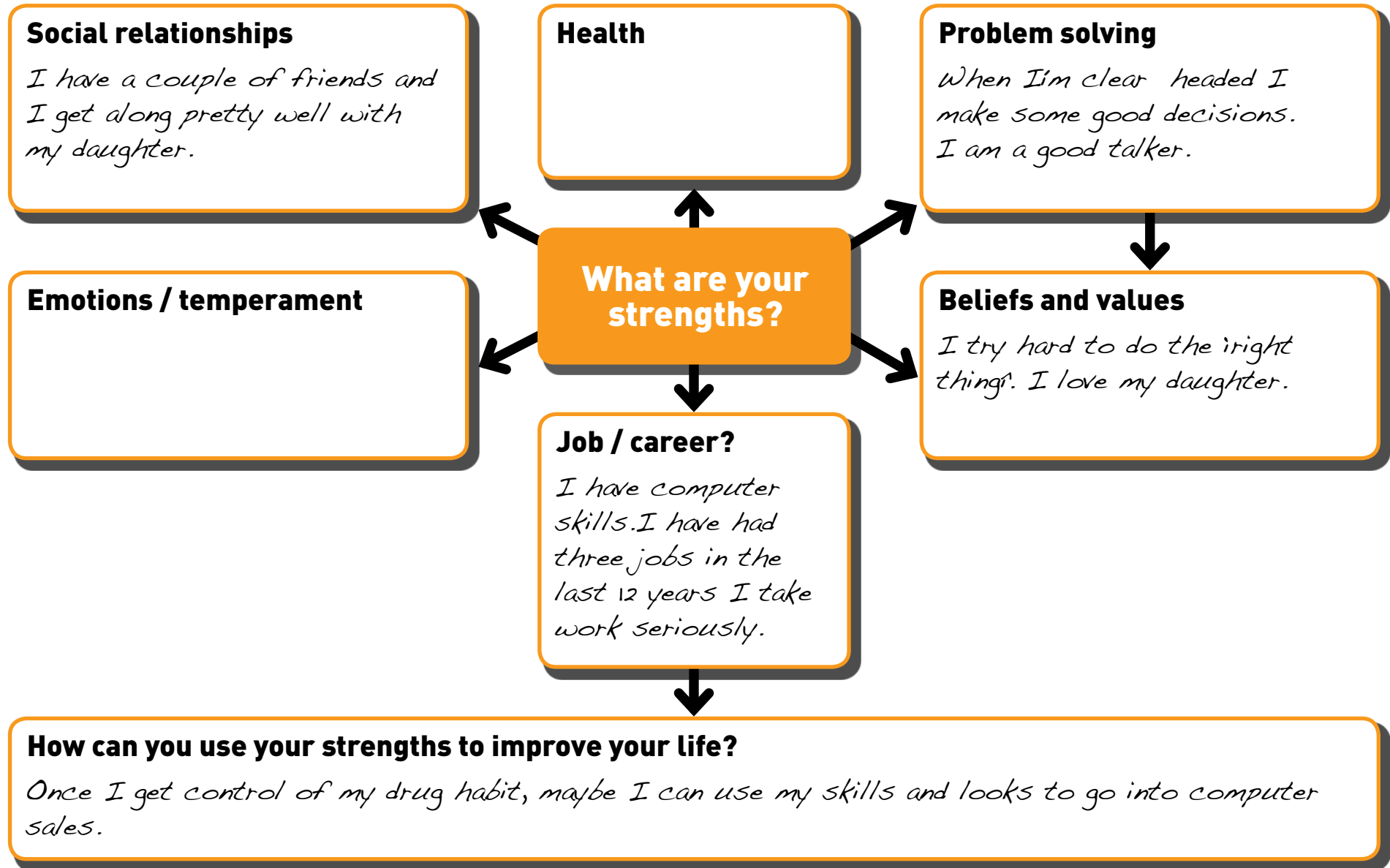
Example of a free map created during a session on relapse



An example of a 'knowledge' map



An example of a 'guide map' (filled in)



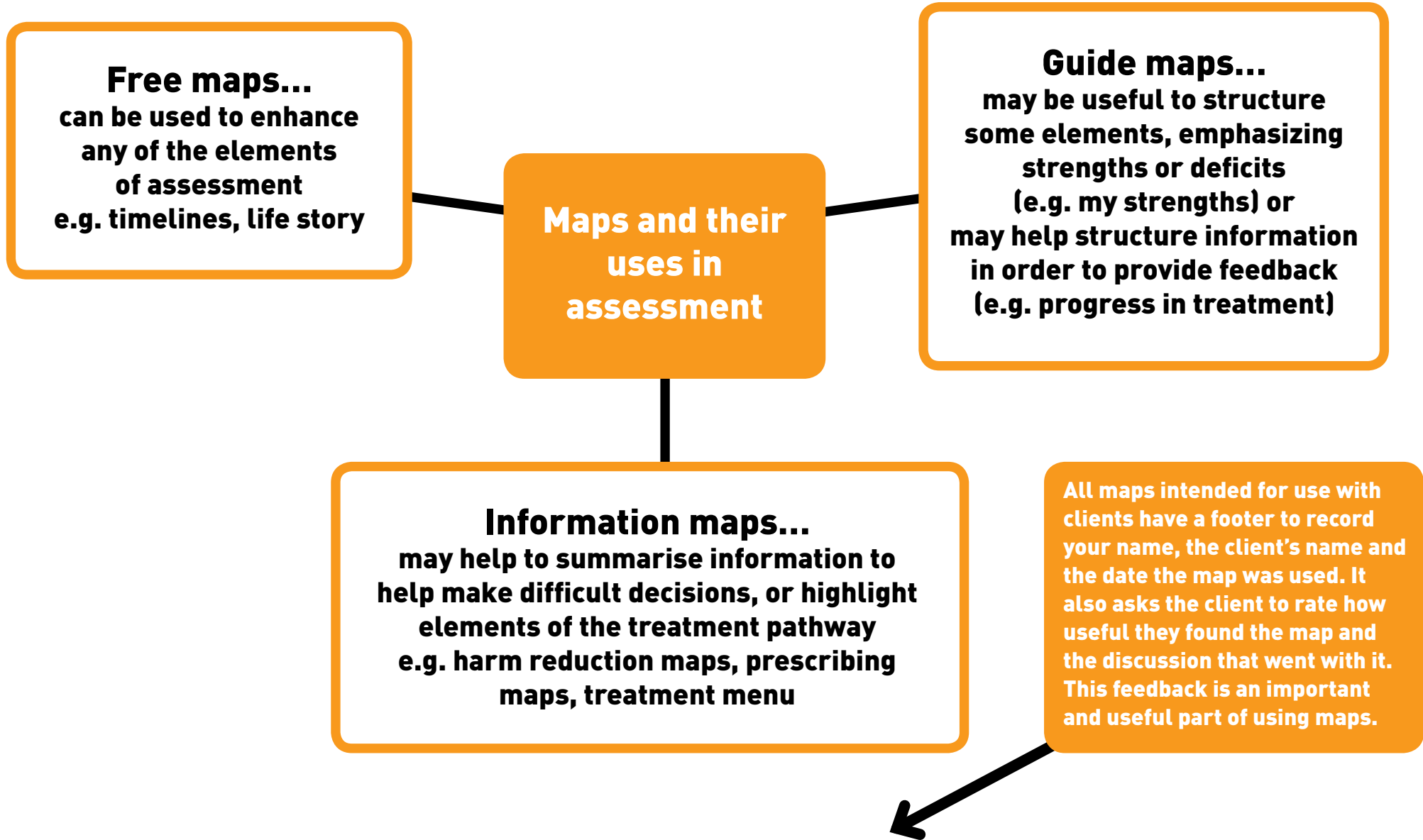
How useful was this map and discussion? 1 2 3 4 5 6 7 8 9 10

Client Name

Keyworker

Date: / /

Summary: using node-link maps in assessment



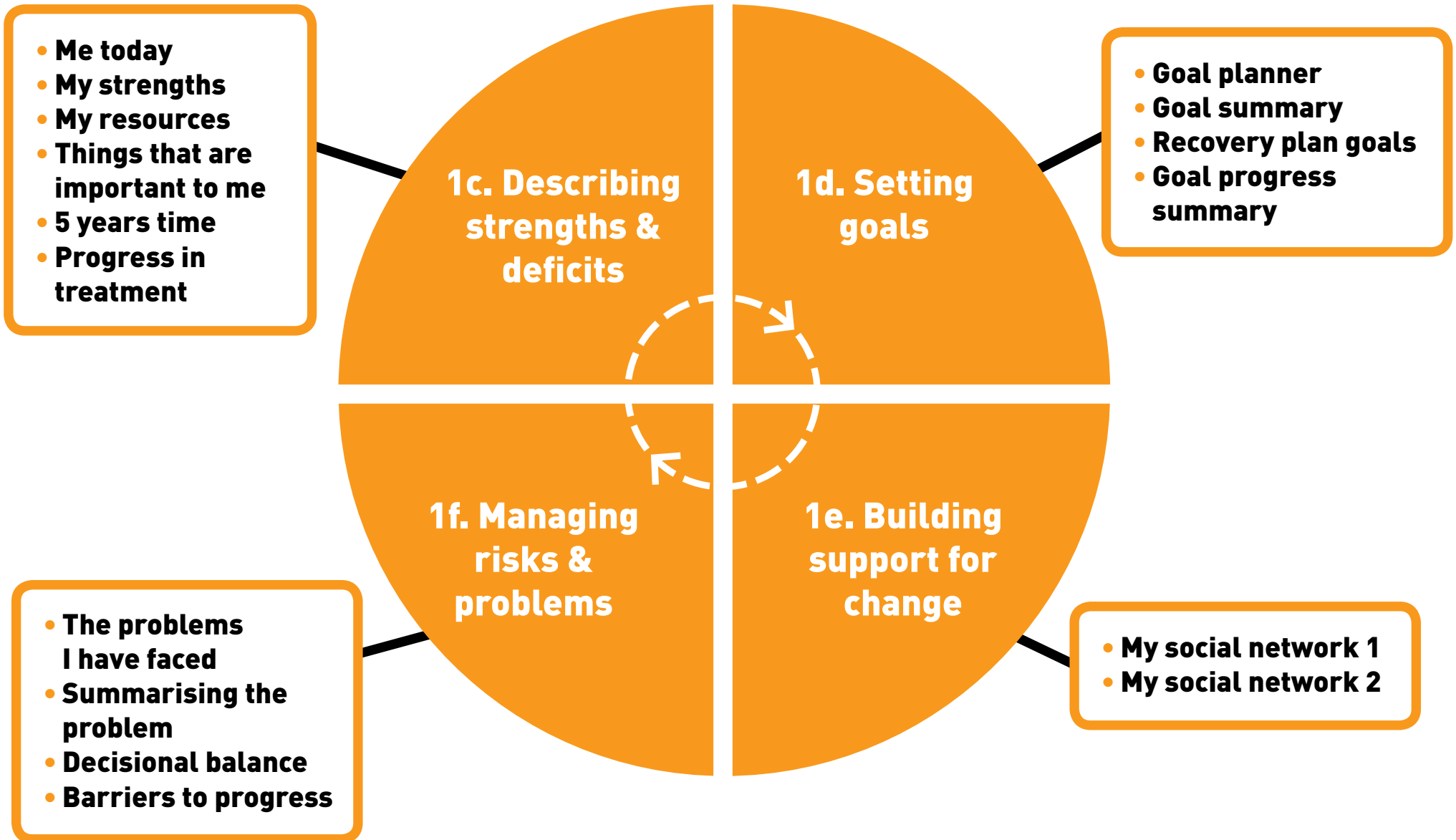
How useful was this map and discussion? 1 2 3 4 5 6 7 8 9 10

Client Name

Keyworker

Date: / /

Summary map



1c. Describing strengths & deficits

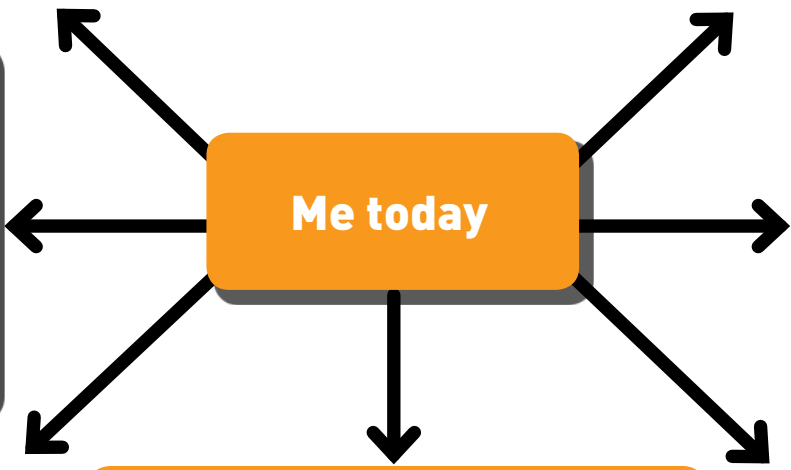
Assessment can often focus on negative aspects of a person's life. However, It is possible to organise the assessment process to maximise discussion of 'recovery capital' in order to empower the client to develop their own recovery plan.

The maps in this section may be useful for facilitating a discussion about both strengths and weaknesses.

- **'Me today'** is a useful way of opening a general discussion with a client about their current situation, without undue emphasis on drug or alcohol issues
- **'My strengths'** and **'My resources'** both help to quantify the client's recovery capital
- The **'Things that are important to me'** map also helps the client talk about their hopes and aspirations. The worker may add 'drugs' to the blank box to help frame the importance of drug use in comparison to other issues
- **'Where Would You Like to Be in 5 Years Time'** also helps the client to set goals for the future, whilst helping to elicit change talk
- The **'Progress in treatment'** map can be completed from the client's case notes prior to a first meeting or a case review. Summarizing the history makes the client feel understood, and allows them the opportunity to correct or clarify information in the case

Family

Health / emotions



Friends

Fun / interests

Work

Education / qualifications

How useful was this map and discussion? 1 2 3 4 5 6 7 8 9 10

Client Name

Keyworker

Date: / /

Social / relationships

Health and physical

Emotions / temperament

Problem solving / coping

My strengths

Work / skills

Values & beliefs / helping others

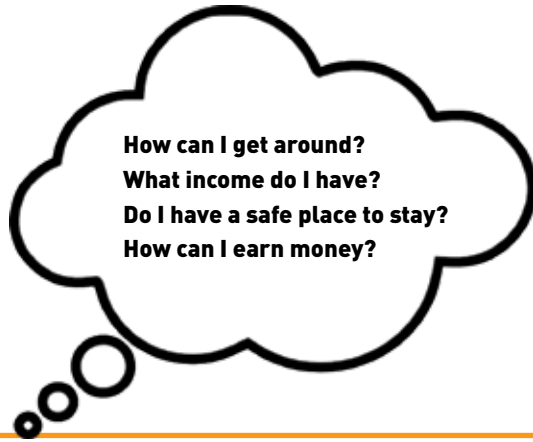
How useful was this map and discussion? 1 2 3 4 5 6 7 8 9 10

Client Name

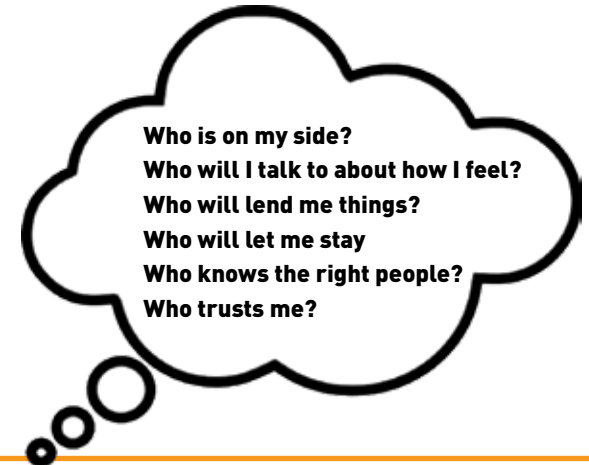
Keyworker

Date: / /

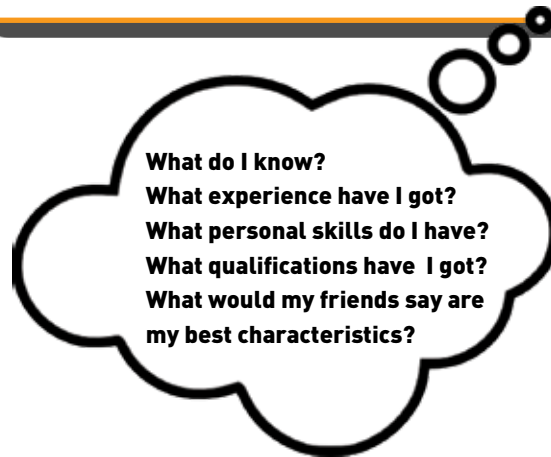
My resources



Skills



Things



People

How useful was this map and discussion? 1 2 3 4 5 6 7 8 9 10

Client Name

Keyworker

Date: / /

People

Things / objects

Activities

Feelings / emotions

Places

Things that are important to me

How useful was this map and discussion? 1 2 3 4 5 6 7 8 9 10

Client Name

Keyworker

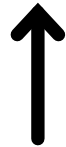
Date: / /

Where will you be living?

Who will you spend time with?

What will you be doing each day?

What hobbies or interests will you have?



Where would you like to be in 5 years time?

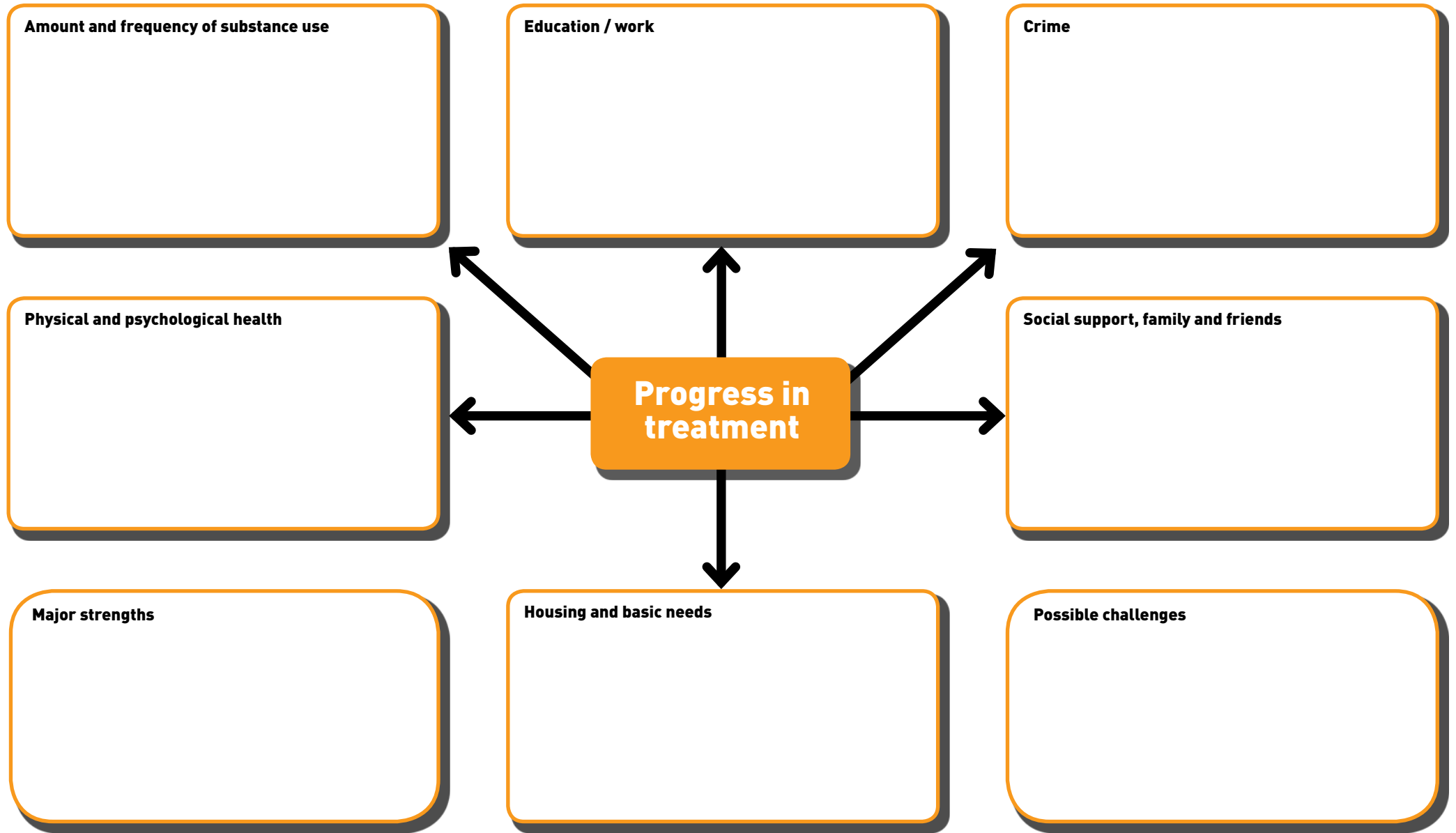
How useful was this map and discussion? 1 2 3 4 5 6 7 8 9 10

Client Name

Keyworker

Date: / /

Progress report



How useful was this map and discussion? 1 2 3 4 5 6 7 8 9 10

Client Name

Keyworker

Date: / /

1d. Goals

Setting SMART goals is an important component of treatment. The maps presented in this session are based on the Community Reinforcement Approach, and are presented in detail in the Routes to Recovery Manual on Care Planning

The goal planner: instructions

Step 1: Ask the client to complete the 'Goal planner' by considering each of the areas listed in the first column and rating them between 1 and 10. Explain that a score of 1 means that things in this area could not get any worse, and 10 means things could not be any better.

Step 2: Go through each of the areas and discuss what the score means to the client. For example if they have rated 'Money' as 3, what would have to change to make it a 5? Try to get a deeper understanding of what the client means by the score.

Step 3: Identify the first 3 problems to tackle in treatment. These may be the three areas with the lowest scores, but not always. Remember that by agreeing to tackle a 'middle-ranking' problem, you may have more chance of early success, thus building the client's confidence.

Step 4: Complete the **Goal summary** for each of the first 3 problem areas. Use this to develop treatment goals and time scales for tackling them.

Step 5: Use a separate 'Recovery plan goals' form to help the client consider each goal in more detail. This will allow each goal to be broken down into small, achievable steps, and to summarise potential support and possible problems.

Goal planner

Problem area	Satisfaction out of 10	What would have to change to increase my score by 2?	Rank
Health (physical and mental)			
Social life and friends			
Relationships (partner or family)			
Housing			
Job / education			
Money			
Exercise			
Legal and crime			
Drug and / or alcohol use			

How useful was this map and discussion? 1 2 3 4 5 6 7 8 9 10

Client Name

Keyworker

Date: / /

1 2 3 4 5 6 7 8 9 10

It can't get any worse It can't get any better

Goal planner rating sheet

Give each area of the *Goal planner* map a score between 1 and 10 to show how happy you are now with this area of your life

1 = it can't get any worse

5 = not unhappy, but not happy either

10 = it can't get any better

(adapted from the Happiness Scale. Copyright 1995. Used with permission from the authors, Robert Meyers, Ph.D., and Jane Ellen Smith, Ph.D.)

Goal summary

	Describe the goal	How will life be better when you achieve this?
1		
2		
3		

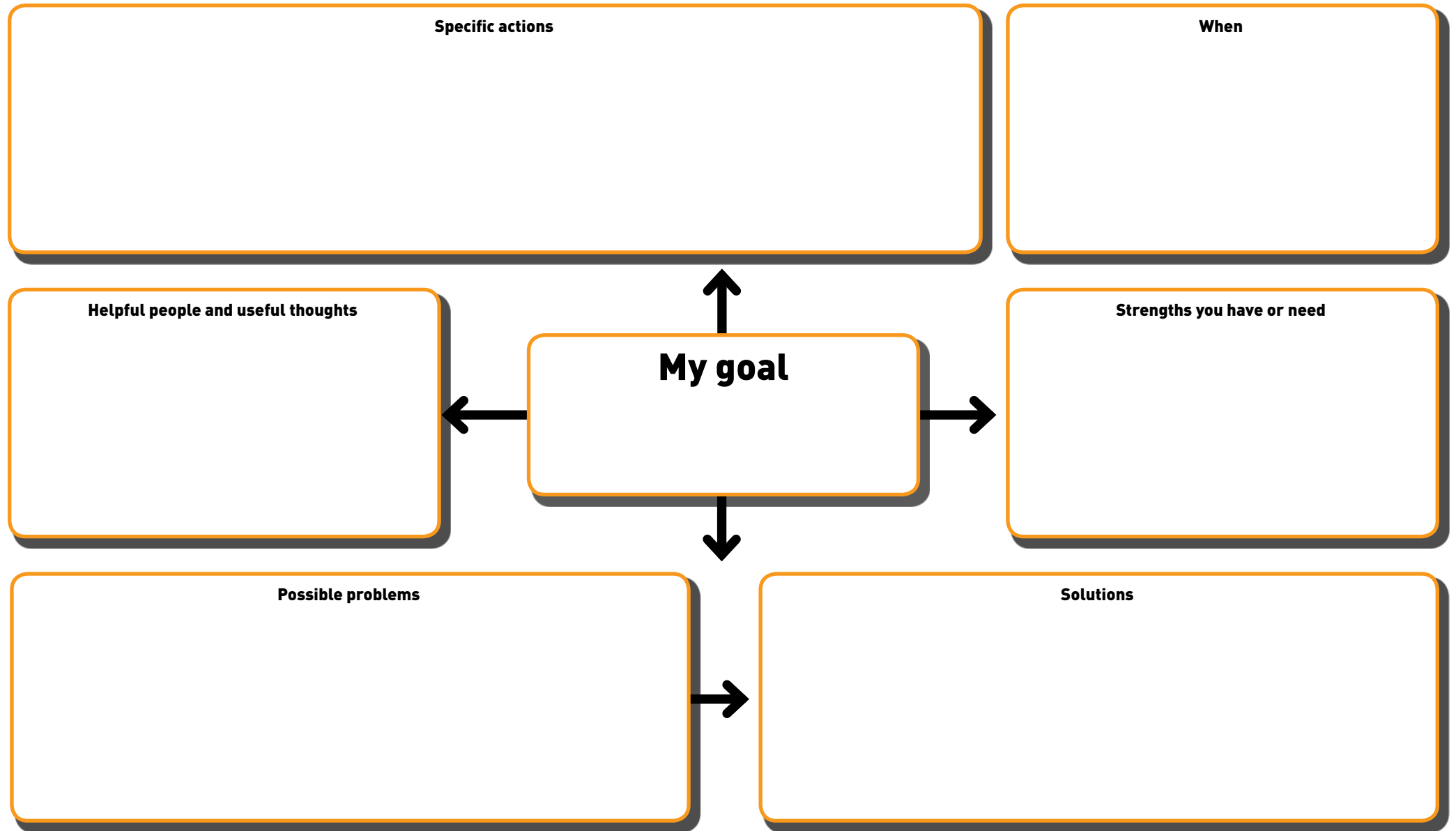
How useful was this map and discussion? 1 2 3 4 5 6 7 8 9 10

Client Name

Keyworker

Date: / /

Recovery plan goals



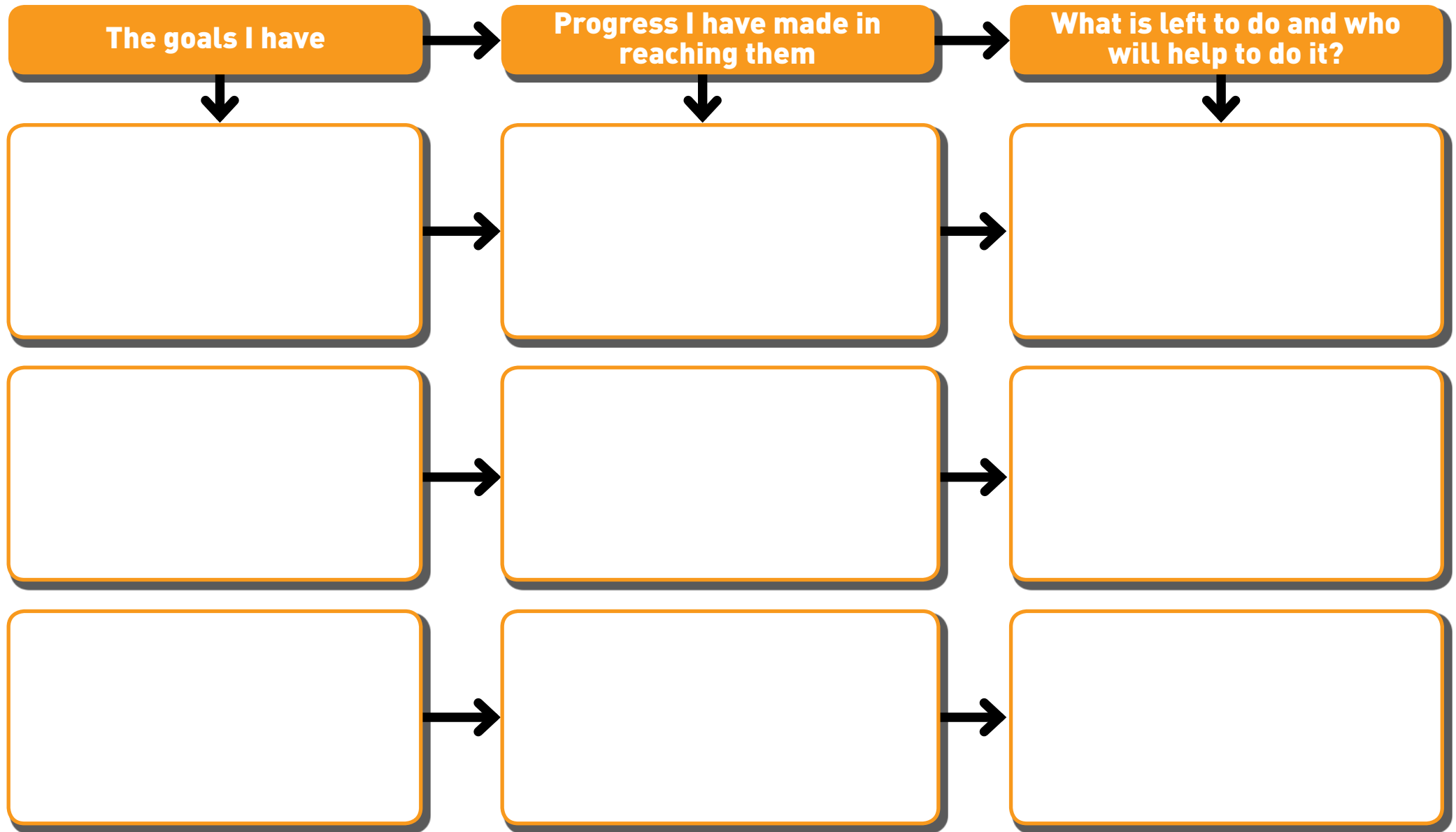
How useful was this map and discussion? 1 2 3 4 5 6 7 8 9 10

Client Name

Keyworker

Date: / /

Goals progress summary



How useful was this map and discussion? 1 2 3 4 5 6 7 8 9 10

Client Name

Keyworker

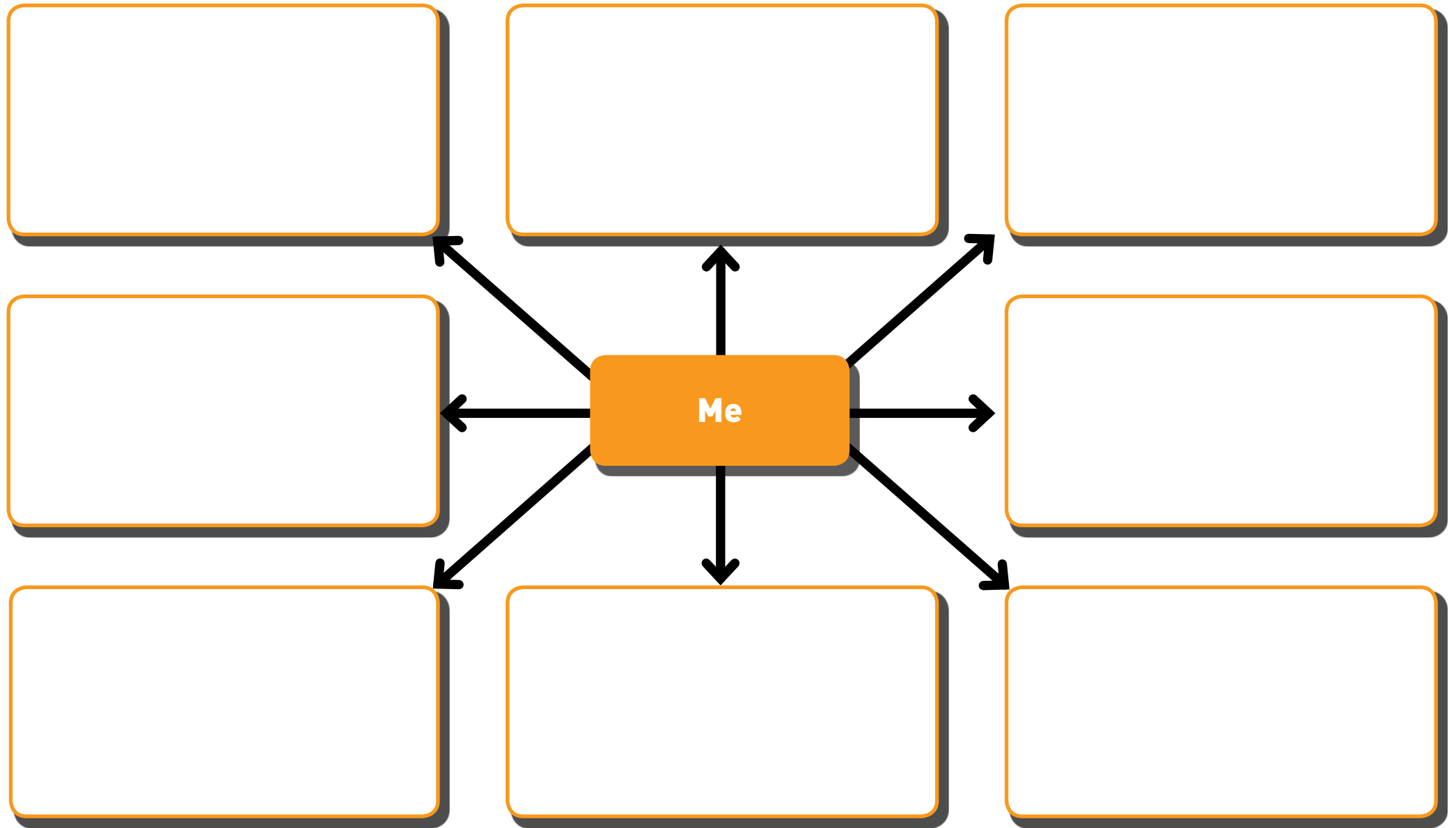
Date: / /

1e. Social support for change

Building social support for change not only boosts the client's recovery capital, but can help to support efforts to change that go on outside of the formal treatment environment. There are two broad strategies:

- Exploring social support from the client's social network i.e. family, friends, colleagues, associates that they have contact with on a regular basis. A useful first stage is to explore the network by drawing up a 'network support map' (see 2 alternative guide maps and free map example)**
- Linking in with a mutual support self-help group such as a 12-step group or recovery community**

My social network



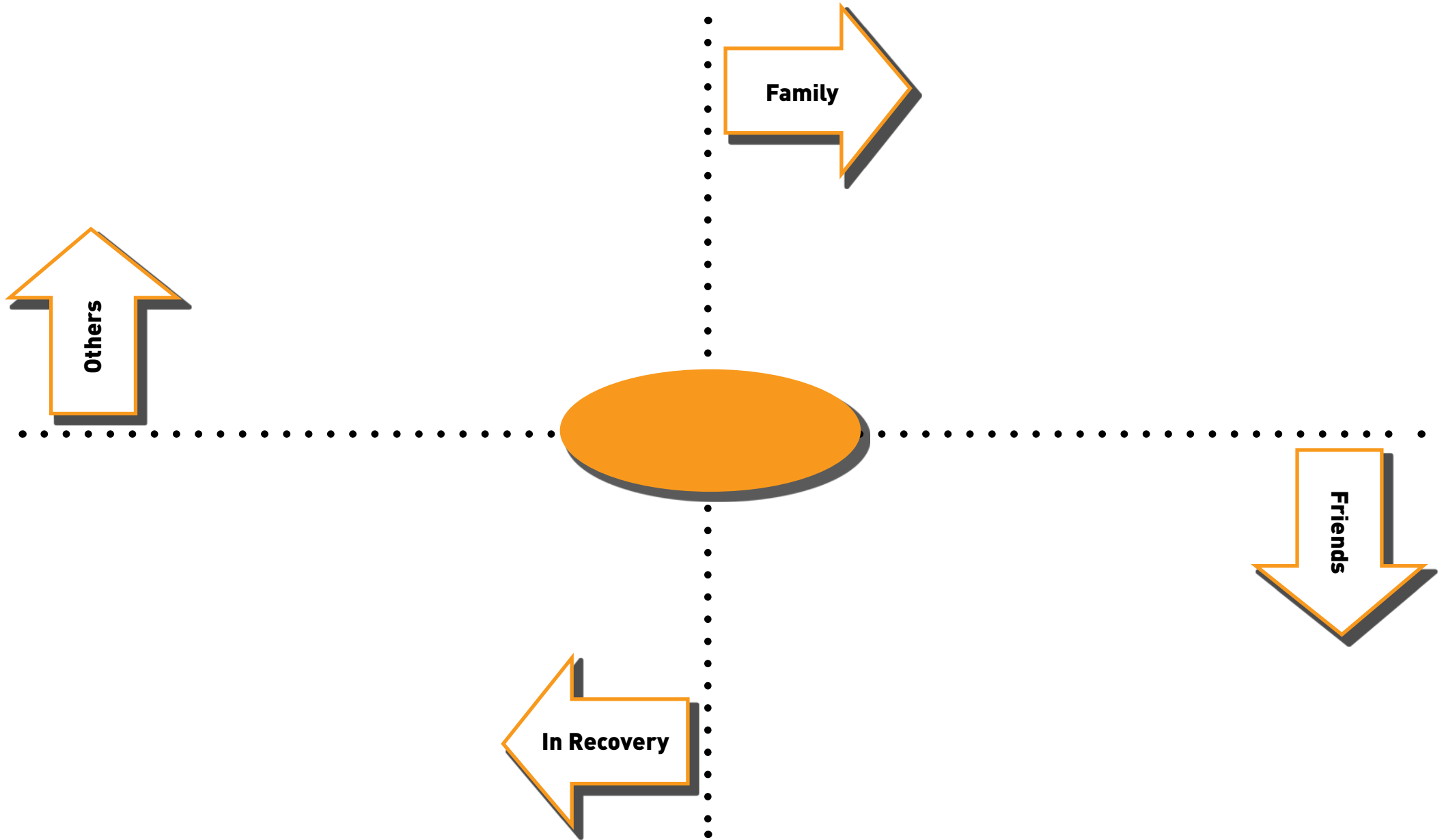
How useful was this map and discussion? 1 2 3 4 5 6 7 8 9 10

Client Name

Keyworker

Date: / /

My social network



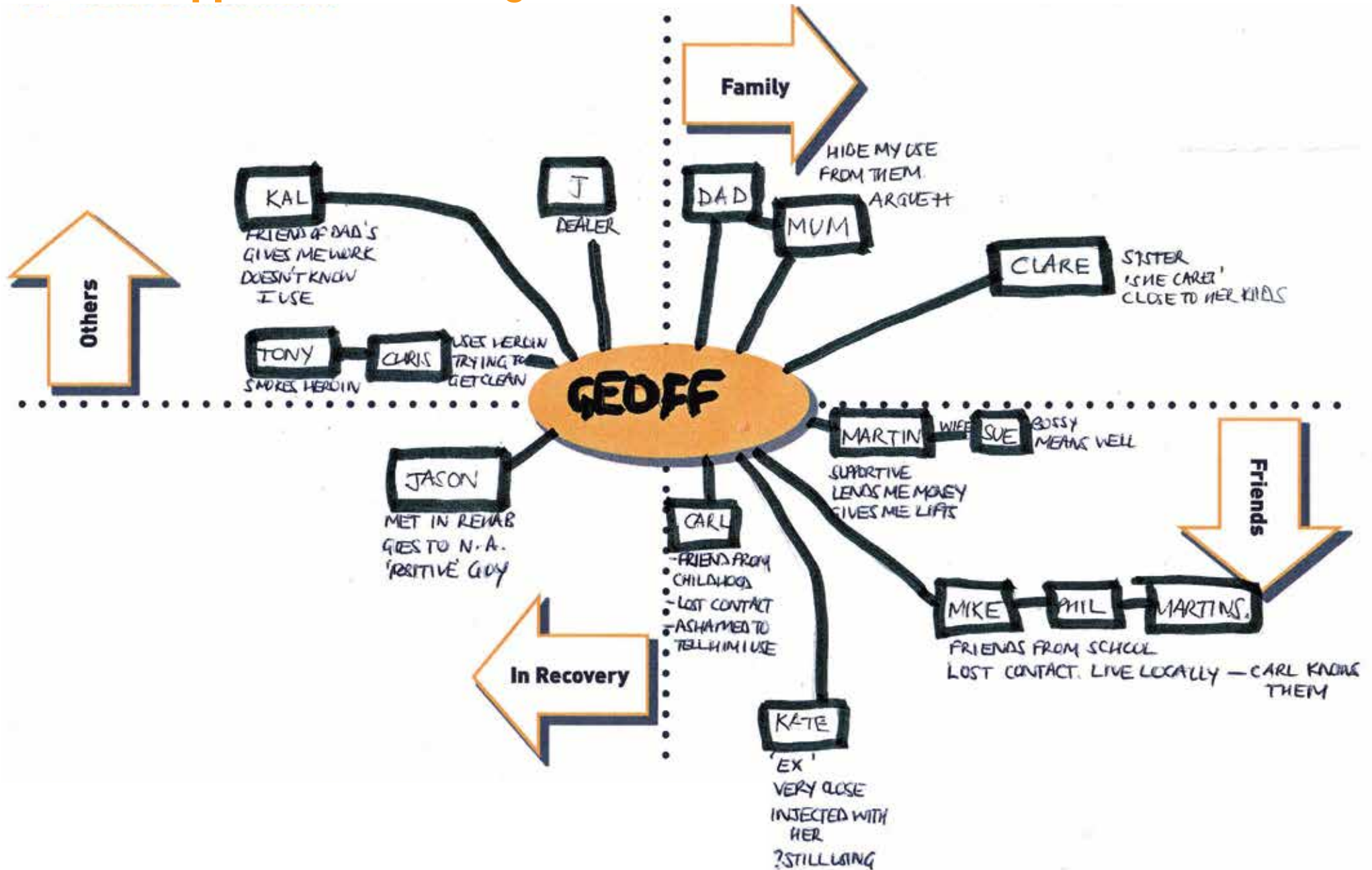
How useful was this map and discussion? 1 2 3 4 5 6 7 8 9 10

Client Name

Keyworker

Date: / /

A free-mapped network diagram



How useful was this map and discussion? 1 2 3 4 5 6 7 8 9 10

Client Name

Keyworker

Date: / /

1f. Risks & problems

- **Risks and problems are usually well covered in standard agency assessment and case review materials. Section 4 covers harm reduction information**
- **A solution-focused recovery plan can frame problems as challenges to be overcome, eliciting both sides of the client's ambivalence about changing/tackling problems**
- **The 'Problems I Have Faced' and 'Summarising the Problem' maps collect details of problem issues in motivational style, framing the client's concerns in their own words**
- **A Decisional Balance sheet is another way of exploring ambivalence and eliciting change talk**
- **The 'Immediate Barriers to Treatment' takes a 'solution-focused' approach to ensure that practical hurdles to attending further treatment sessions are identified and overcome where possible**
- **Monitoring Progress: Assessment tools such as the Treatment Outcome Profile (TOP) provide a useful baseline to measure problems. It is useful to track changes in key areas and feed this back to the client to monitor progress and stimulate ideas for new plans. The 'Using TOP to Monitor Progress' map may be useful here, accompanied by a visual record of changes using the TOP Progress Tracker map (see also www.nta.nhs.uk/uploads/top_det_guide_110110.pdf)**

The problems I have faced

What makes you think this is a problem?

What difficulties have you had with your drug use?

Drug use



In what ways have you or others been harmed by your drug use?

How has your drug use stopped you doing what you want to do?

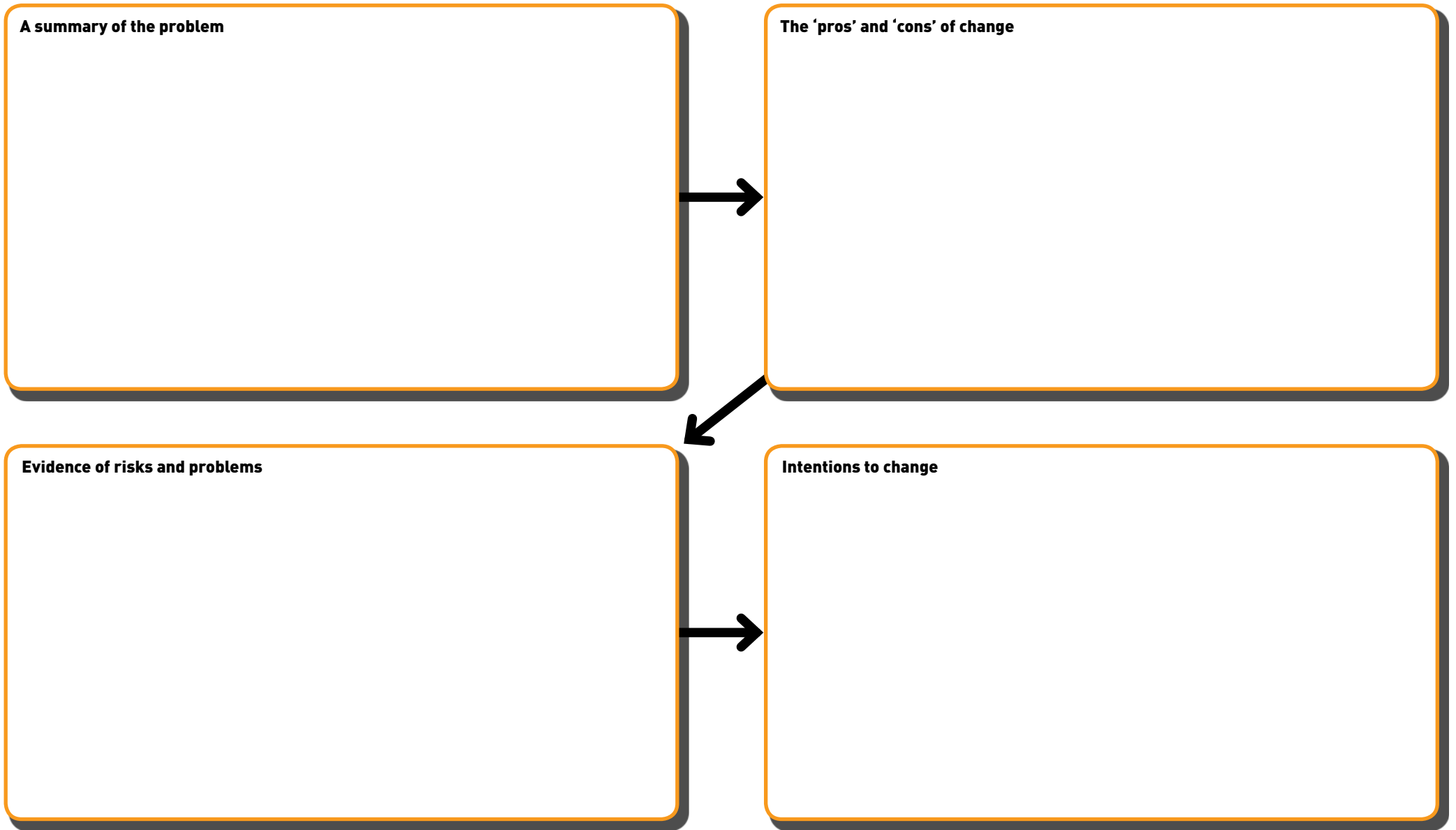
How useful was this map and discussion? 1 2 3 4 5 6 7 8 9 10

Client Name

Keyworker

Date: / /

Summarising the problem



How useful was this map and discussion? 1 2 3 4 5 6 7 8 9 10

Client Name

Keyworker

Date: / /

Continuing to use as before

Advantages

Disadvantages

Short-term

Short-term



Longer-term

Longer-term

Making a change to my use

Advantages

Disadvantages

Short-term

Short-term



Longer-term

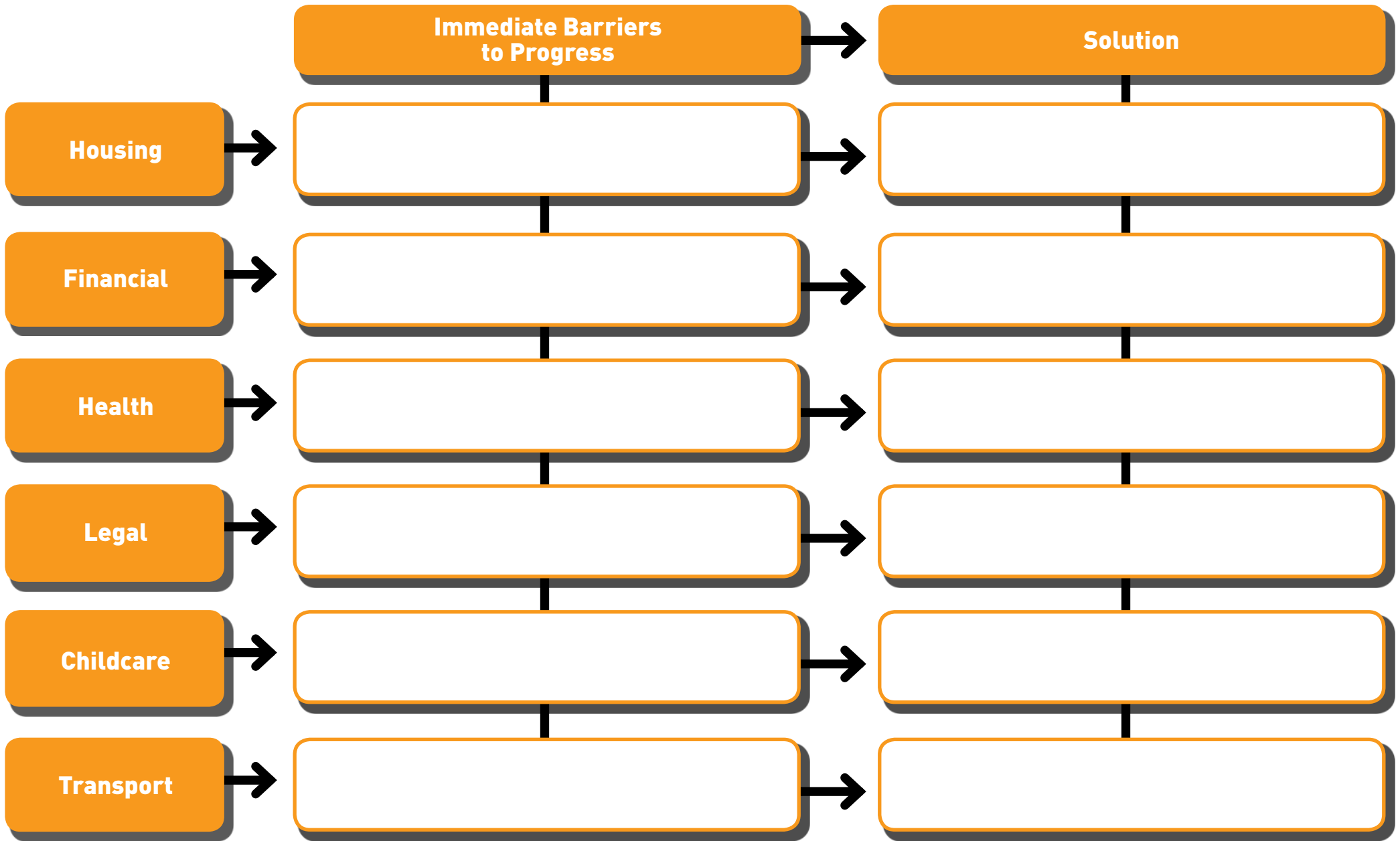
Longer-term

How useful was this map and discussion? 1 2 3 4 5 6 7 8 9 10

Client Name

Keyworker

Date: / /



How useful was this map and discussion? 1 2 3 4 5 6 7 8 9 10

Client Name

Keyworker

Date: / /

TOP progress tracker

Prescribed medications & dose

--	--	--	--	--	--

Substance use

Days
28
24
20
16
12
8
4
0

Start

■ **Main problem**

Review 1

● **Second problem**

Review 2

Review 3

▲ **Third problem**

Review 4

◆ **Alcohol**

Discharge

Appointments attended

--	--	--	--	--	--

Drug test results

--	--	--	--	--	--

How useful was this map and discussion? 1 2 3 4 5 6 7 8 9 10

Client Name

Keyworker

Date: / /

TOP Progress Tracker (cont.)

Psychological health

Good	20	Intake	Review 1	Review 2	Review 3	Review 4	Discharge
	16						
	12						
	8						
	4						
Poor	0						

Physical health

Good	20	Intake	Review 1	Review 2	Review 3	Review 4	Discharge
	16						
	12						
	8						
	4						
Poor	0						

Quality of life

Good	20	Intake	Review 1	Review 2	Review 3	Review 4	Discharge
	16						
	12						
	8						
	4						
Poor	0						

Using TOP to monitor progress

Changes I have made Drugs Injecting Health Crime Social	How have I made them?	How has this helped?
What is the same or worse	What are the costs?	What do I do next?

How useful was this map and discussion? 1 2 3 4 5 6 7 8 9 10

Client Name

Keyworker

Date: / /

two

Setting, achieving & rewarding goals

Better goal setting:

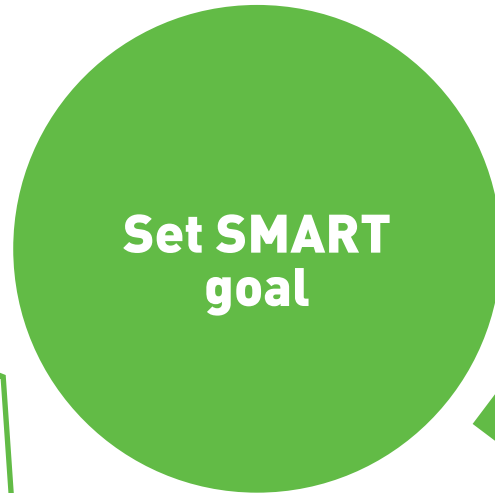
Goals are an important part of a recovery plan

1. It is important to think holistically – consider goals not just around substance use, but in all areas of life
2. Set broad, overarching goals, but make sure that you pay attention to the small steps along the way. Getting better at setting SMART goals (see p20) enables the use of reinforcement to increase the likelihood of success

Use of reinforcement

- People are more likely to do more of things that are rewarding
- Psychoactive drugs have immediate rewarding or reinforcing effects, either in terms of their direct effect ('a buzz' or 'high') or the unpleasant effects that they take away (e.g. anxiety, shyness, withdrawal)
- A key overall aim of a recovery plan is to fill a person's time with other rewarding behaviour i.e. facilitating 'natural highs'. Unfortunately this doesn't happen immediately, and the benefits may be slow to develop. Therefore every opportunity to provide a reward has to be taken
- Rewards don't have to be sophisticated or complex – praise or encouragement can build a sense of achievement which can fuel further attempts at goal completion
- However, goals must be brief, easily achievable and followed up soon after completion in order to achieve maximum effect

In the early stages of this process, goals should be very small and easy to complete, and followed up within hours to days of being set.



Goals that are not SMART are less likely to be completed, which may lead to a reduction in the client's confidence and a reluctance to attend the next keyworking appointment.

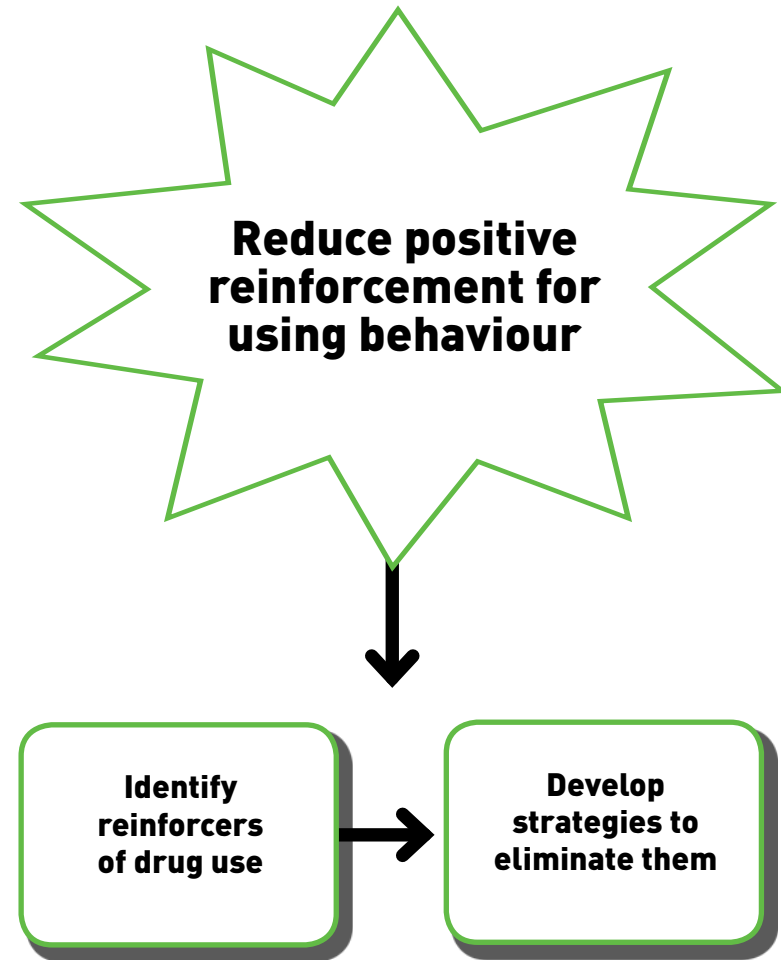


The best reinforcers are those with personal meaning to the client.



Reinforcement may come from the keyworker, a mutual self-help group or from family & friends.

Two possible strategies for using goal setting and reinforcement



Formulating the recovery plan using goal setting

- **Use of the ‘Goal planner’ technique [section 1d]**
 - Encourages the client to think about making changes in all areas of their life, not just their substance use
 - Once an initial area of work has been settled upon, simple reinforcers can be used to reward goal achievement
 - Aim to build up achievements across many areas of life – positive results in one area will encourage attempts to make changes in other areas
 - Learn from failures to achieve goals – was the original goal SMART? Could it be broken down into smaller steps?
- **Knowledge of the particular rewards or reinforcers that are relevant to the client can be built up by the use of a technique called ‘functional analysis’ sometimes known as an ABC chart (antecedents, behaviours and consequences).**
 - The map ‘**Exploring non-drug-using behaviour**’ allows a careful analysis of what prevents the client doing things other than using drugs, and what the rewards might be. ‘**Times when I am not using drugs**’ does the same thing in a simpler way. Both may help keyworker and client plan more rewarding activities (and may be used in conjunction with ‘**Increasing pleasant activities**’ [see section 5])
 - Alternatively, ‘**Exploring drug using behaviour**’ helps the client to understand what the rewards or reinforcers of drug use are (so that they can then be replaced or reduced)
 - Start by completing the middle column in as much detail as possible, before moving on to the left-hand section and then the right-hand section

External

Who is with you?

Where are you?

When do you do it?

Internal

What are you thinking about before you do it?

What are you feeling physically?

What are you feeling emotionally?

Exploring non drug-using behaviour

What do you like to do?

How often do you do this?

How long do you do this for?

Short-term effects

What do you not like about doing this?

Unpleasant thoughts

Unpleasant physical feelings

Unpleasant emotional feelings

Long-term effects

Good	Bad

How useful was this map and discussion? 1 2 3 4 5 6 7 8 9 10

Client Name

Keyworker

Date: / /

Times when I am not using drugs...

Places where you are LEAST likely to use

People with whom you are LEAST likely to use

Times or days when you are LEAST likely to use

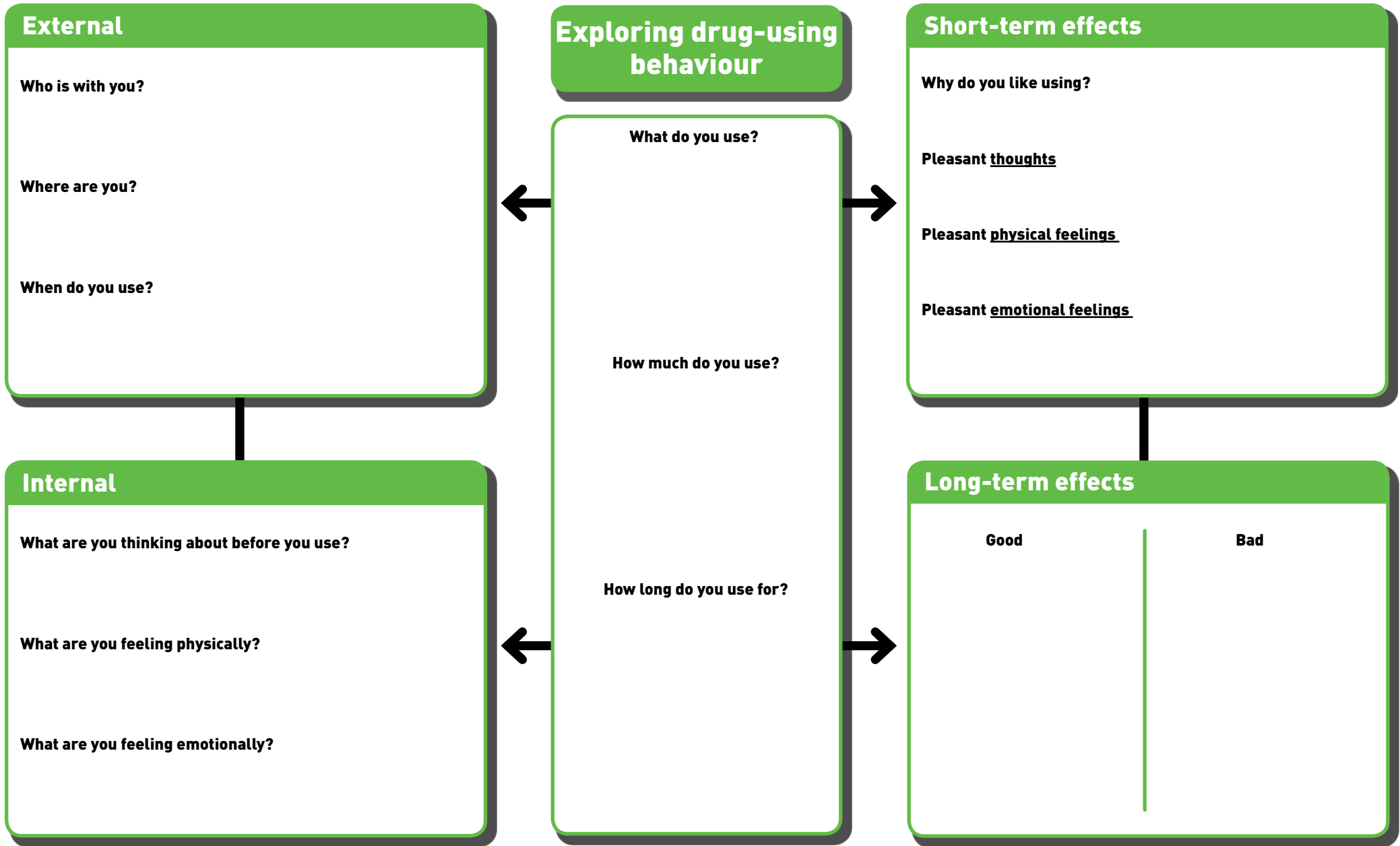
Activities that make it LESS likely that you will use

How useful was this map and discussion? 1 2 3 4 5 6 7 8 9 10

Client Name

Keyworker

Date: / /



How useful was this map and discussion? 1 2 3 4 5 6 7 8 9 10

Client Name

Keyworker

Date: / /

three

Building social support

You are more likely to achieve your goals if people are helping you

We can distinguish 2 broad areas of potential social support:

- 1. from the client's social network i.e. family, friends, work colleagues etc [section 4a]**
- 2. from mutual self-help groups and recovery communities e.g. NA, CA, SMART [section 4b]**

3a. Support from the client's social network

A client's social network may include family, friends, acquaintances, professionals and others.

- 1. Start discussion with client about their social network – use free-mapping or guide map to draw up client's social network map (see section 1e)**
 - Use the suggested techniques to get as full an understanding of the client's support network as possible**
 - Annotate with relevant information about relationship with client, or types of support offered**
- 2. Decide whether it is useful to invite one or more network members to attend the next keyworking session**
- 3. If members of the client's social network join keyworking sessions (or even if they don't), it is useful to think of ways that they can help the client to achieve their goals**

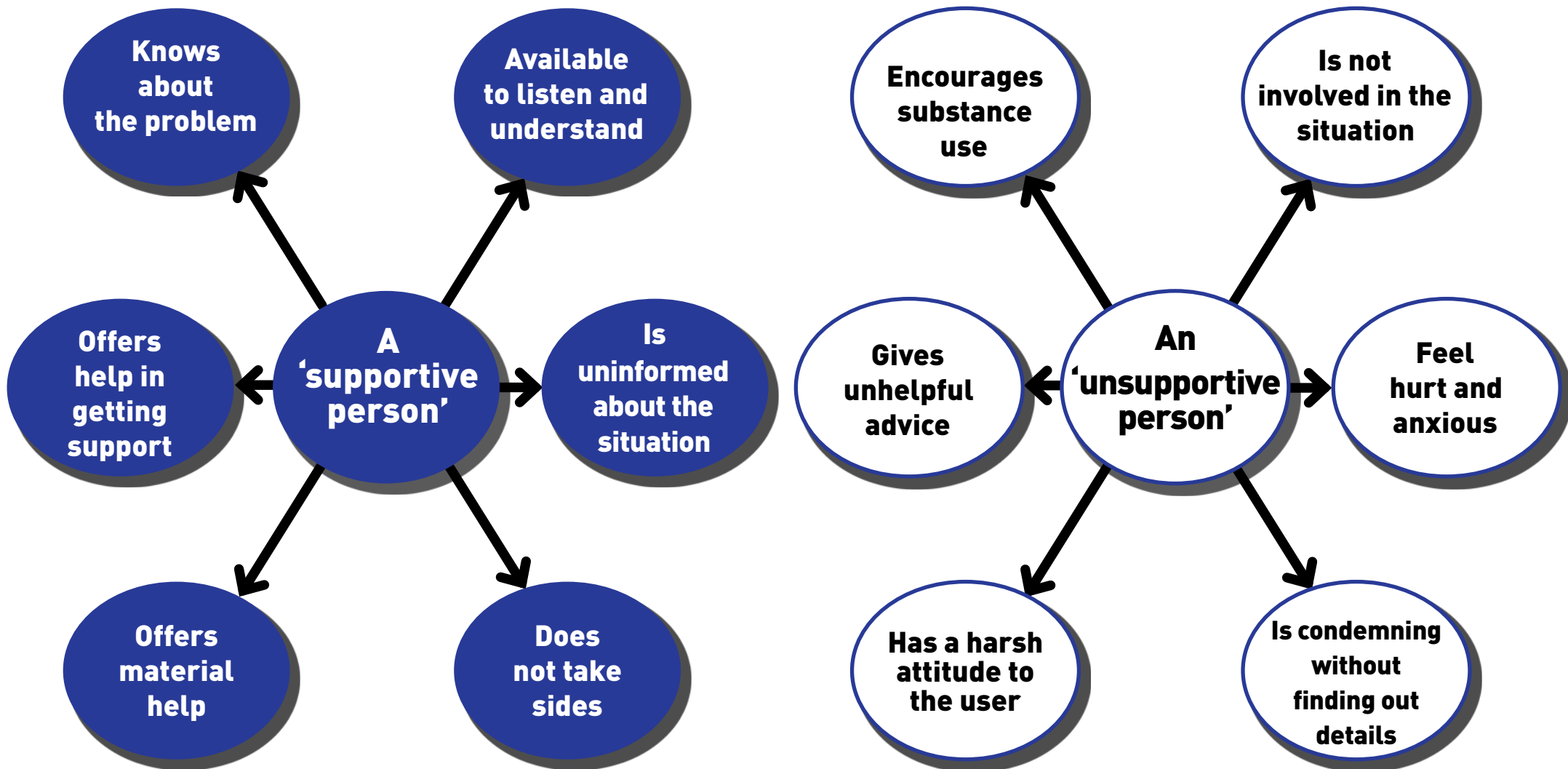
1. Reviewing a client's social network

- **Who**
 - **Family**
 - **Immediate**
 - **Extended**
 - **Friends**
 - **Friends of friends**
 - **Acquaintances**
 - **Work colleagues**
 - **Professionals**
- **Techniques to broaden the network**
 - ***Who have you seen/spoken to in the last week? (day-by-day)***
 - ***People you knew 'before drugs' e.g. School friends***
 - ***If I was to ask you to scroll through the address book of your mobile phone, who would be in there?***
 - ***If I asked your mum/partner/brother, who would they add to the diagram?***

2. Inviting potential network members

- **Agree with client on the most appropriate person to invite. The information map 'What Makes Someone Supportive' may be useful to help the discussion**
- **Rehearse the invitation process with the client**
 - **when and how will they contact them?**
 - **what will they say?**
 - **how will they 'sell' the treatment?**
 - **be clear when the next session is**
- **Offer active support to invite the network member**
 - **phoning them in the session**
 - **helping to write a letter**
 - **text reminders**

What makes someone supportive or unsupportive?



How useful was this map and discussion? 1 2 3 4 5 6 7 8 9 10

Client Name

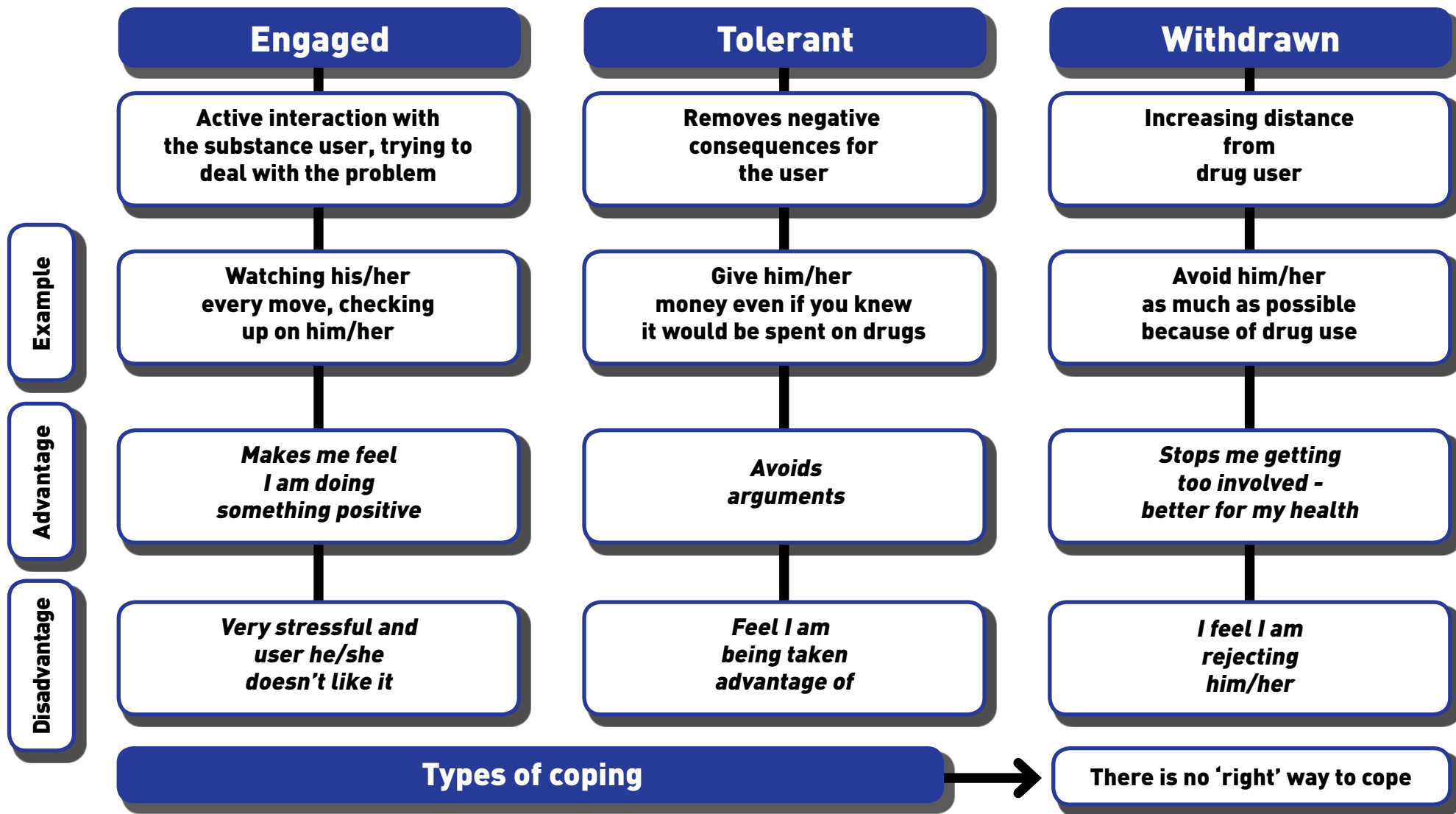
Keyworker

Date: / /

3. Utilising support from others

- A general discussion about the types of social support available may be useful
- The **'Types of coping'** information map may help to structure the discussion about how social support can be useful in achieving goals and changing behaviour. The **'How do I cope?'** map allows either the client or a network member to reflect on different coping styles
- Ultimately, the process may lead to the development of a **'Social Network Support Plan'**, which should link closely to the overall recovery plan
- Use the network supporters to help the client set meaningful goals and play a part in rewarding their achievement
- Social network members may be utilised in the development of a **'relapse prevention plan'** [see section 6]

SEE Copello A, Orford J, Hodgson R & Tober G (2010) *Social Behaviour and Network Therapy for Alcohol Problems*. Hove: Routledge
Copello A & Day E (2012) *Social Behaviour and Network Therapy: Changing Drug-Using Behaviour*. Available from authors



How useful was this map and discussion? 1 2 3 4 5 6 7 8 9 10

Client Name

Keyworker

Date: / /

How do I cope?

	Strategy 1	Strategy 2	Strategy 3
Advantage			
Disadvantage			

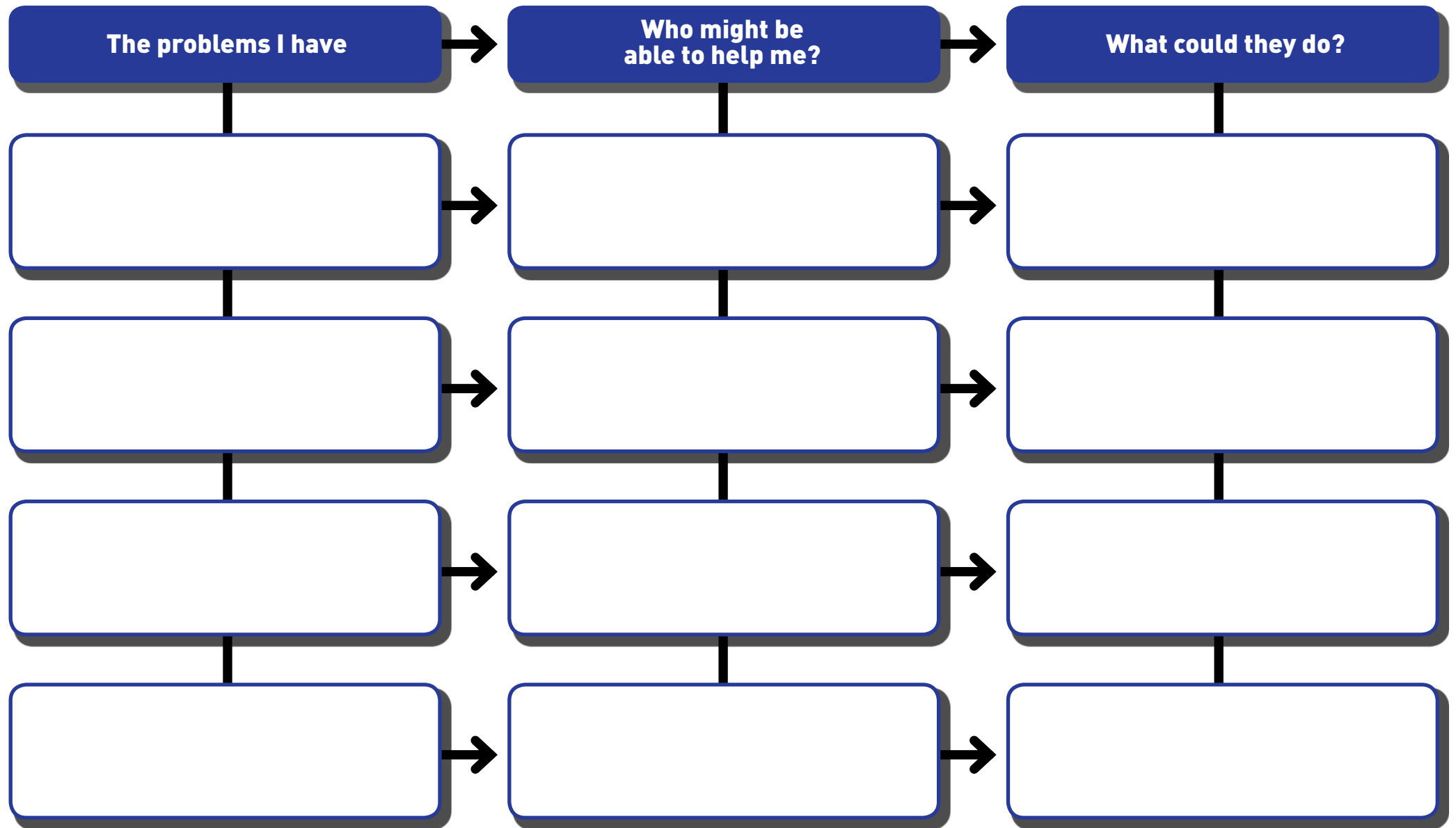
How useful was this map and discussion? 1 2 3 4 5 6 7 8 9 10

Client Name

Keyworker

Date: / /

Social network support plan



How useful was this map and discussion? 1 2 3 4 5 6 7 8 9 10

Client Name

Keyworker

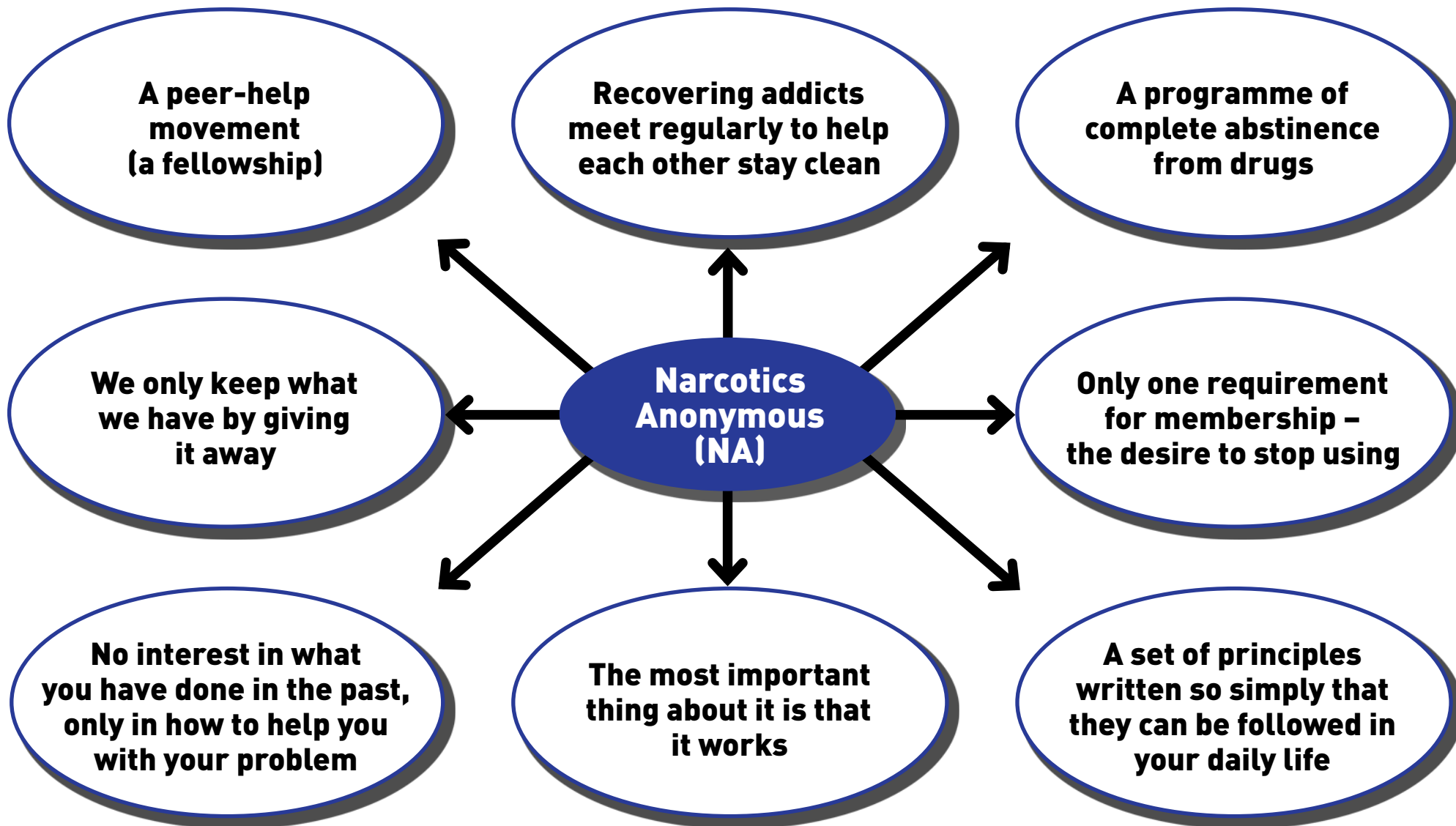
Date: / /

3b. Support from mutual self-help groups

A huge amount of recovery-focused support is available from mutual help groups i.e. groups of drug users at various stages in their recovery journey meeting to share experiences and support each other in achieving their goals

- The information maps ‘Narcotics Anonymous’ and ‘Do 12-step fellowship groups work?’ may help in starting a discussion with a client about attending a 12-Step group**
- The map ‘Getting help from local groups’ can be used to structure a discussion about trying local support groups**
- The keyworker may prepare information about local support group meetings in advance (‘Local recovery group information’)**

SEE Nowinski & Baker (2003) The Twelve Step Facilitation Handbook. Center City, MN: Hazelden Foundation

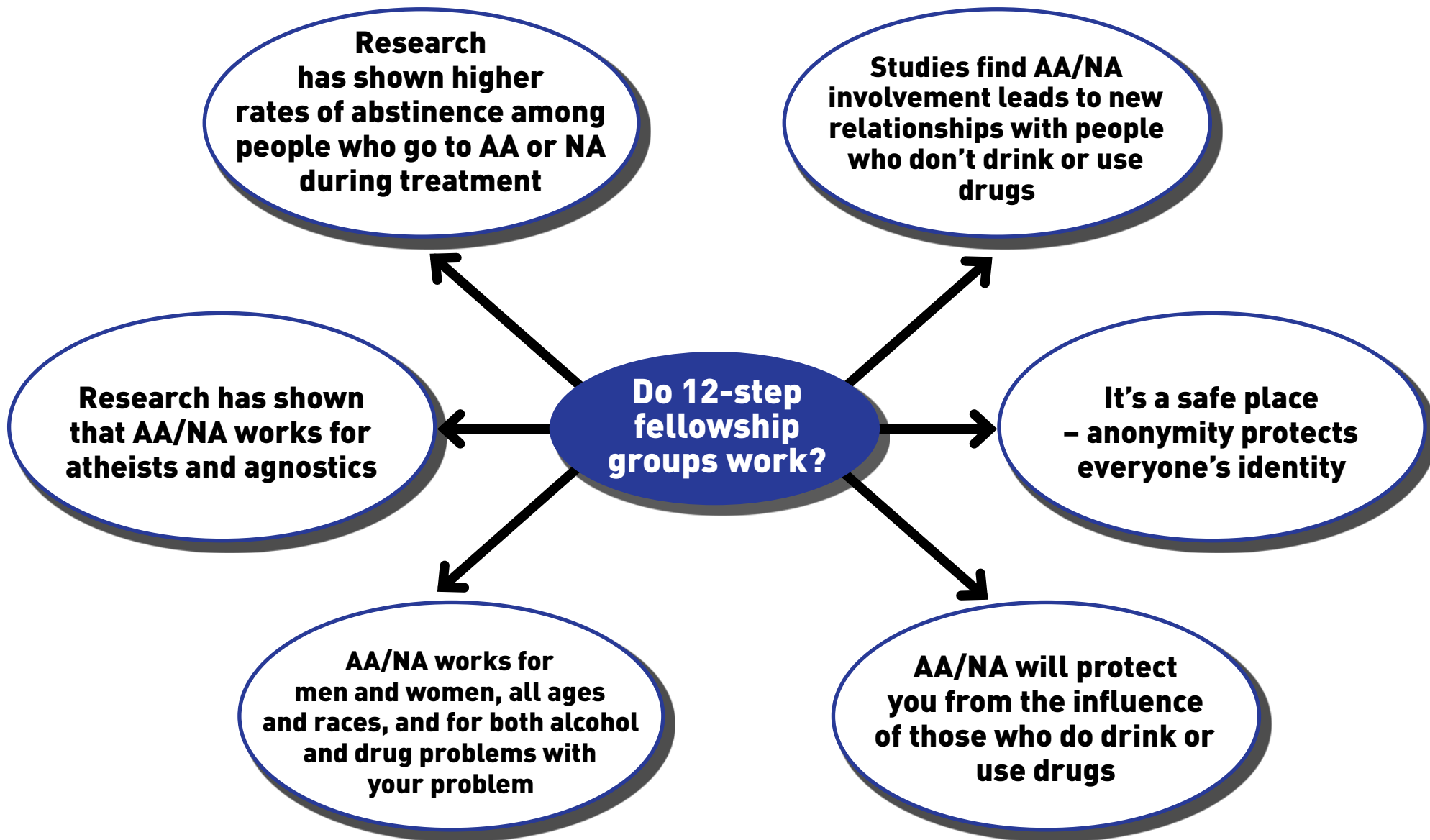


How useful was this map and discussion? 1 2 3 4 5 6 7 8 9 10

Client Name

Keyworker

Date: / /



How useful was this map and discussion? 1 2 3 4 5 6 7 8 9 10

Client Name

Keyworker

Date: / /

Getting support from local groups

Meetings attended

Reactions to meetings



Benefits of attending meetings

Disadvantages of attending meetings

Local meetings (times and places)

Local contact

How useful was this map and discussion? 1 2 3 4 5 6 7 8 9 10

Client Name

Keyworker

Date: / /

Local recovery group information

NA or AA

Other groups

How useful was this map and discussion? 1 2 3 4 5 6 7 8 9 10

Client Name

Keyworker

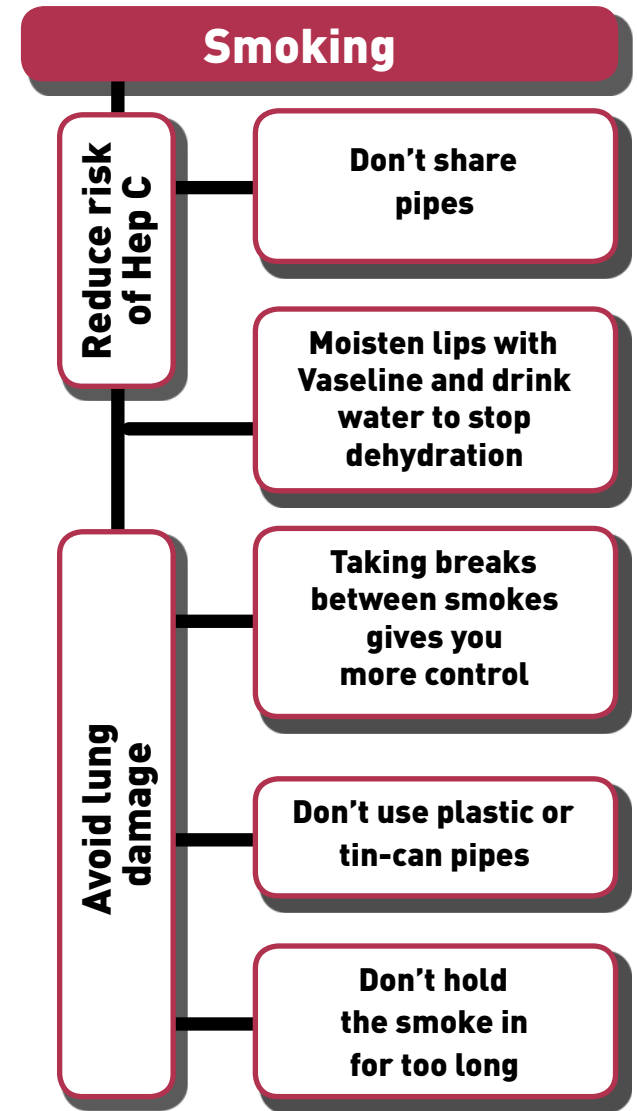
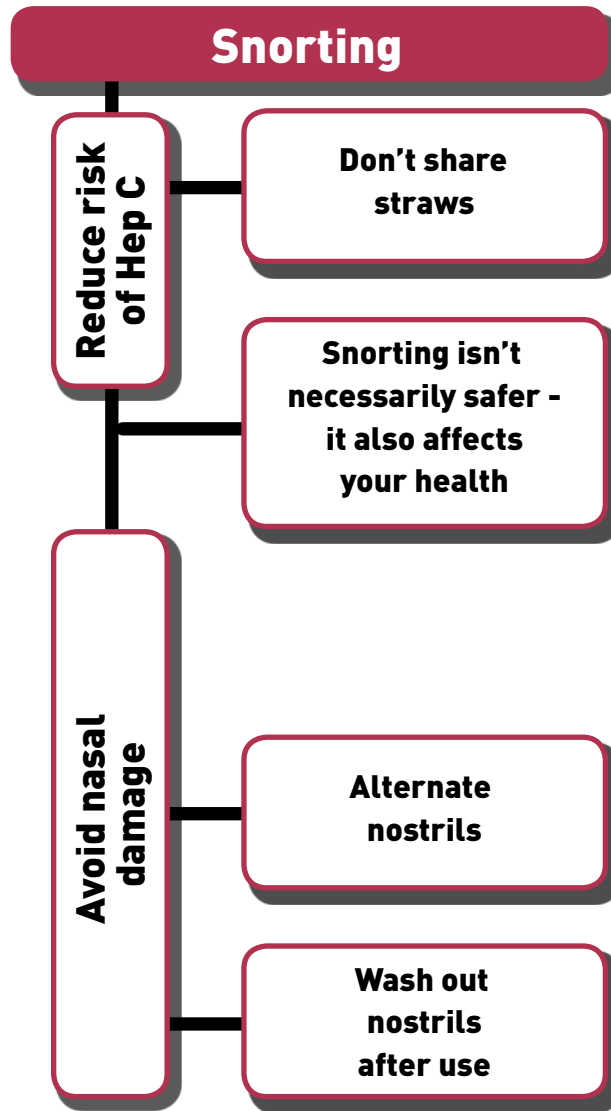
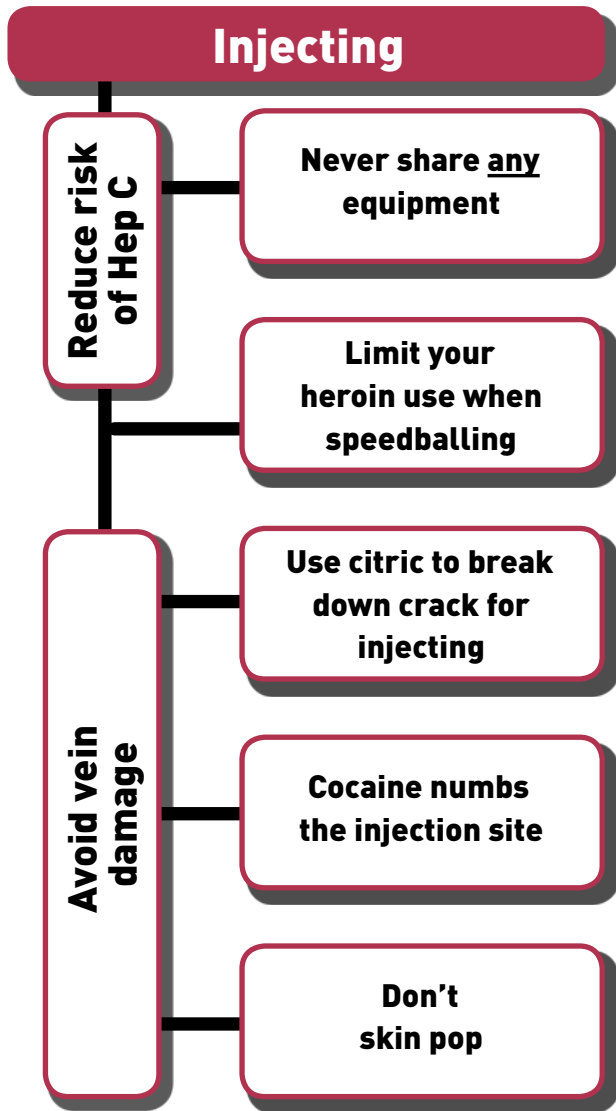
Date: / /

four

Minimising harm

- The concept of recovery encompasses a staged approach to achieving a happy and fulfilled life free of dependence on drugs. Each person's journey to recovery is different
- As described by Maslow, higher levels of functioning are not possible without a solid foundation to build on i.e. basic physiological, health and security needs are met. Likewise, the journey to recovery starts with a sound base including preventing or addressing risks such as accidental overdose, blood borne virus transmission, or physical or mental consequences of drug use
- Substitute prescribing may be a useful technique for engaging a client in treatment, or for gaining control over a range of harms to allow the client time to build their recovery capital. Medication may also be useful in managing withdrawal symptoms
- As described in section 1a, node-link mapping is a useful technique for structuring a session where knowledge is imparted to a client. This might be in the form of pre-prepared knowledge maps, or by using free mapping techniques. Some examples are given in this section, but other are available in the Routes to Recovery series of manuals (www.nta.nhs.uk/asp)

Reduce risks from different ways of using crack



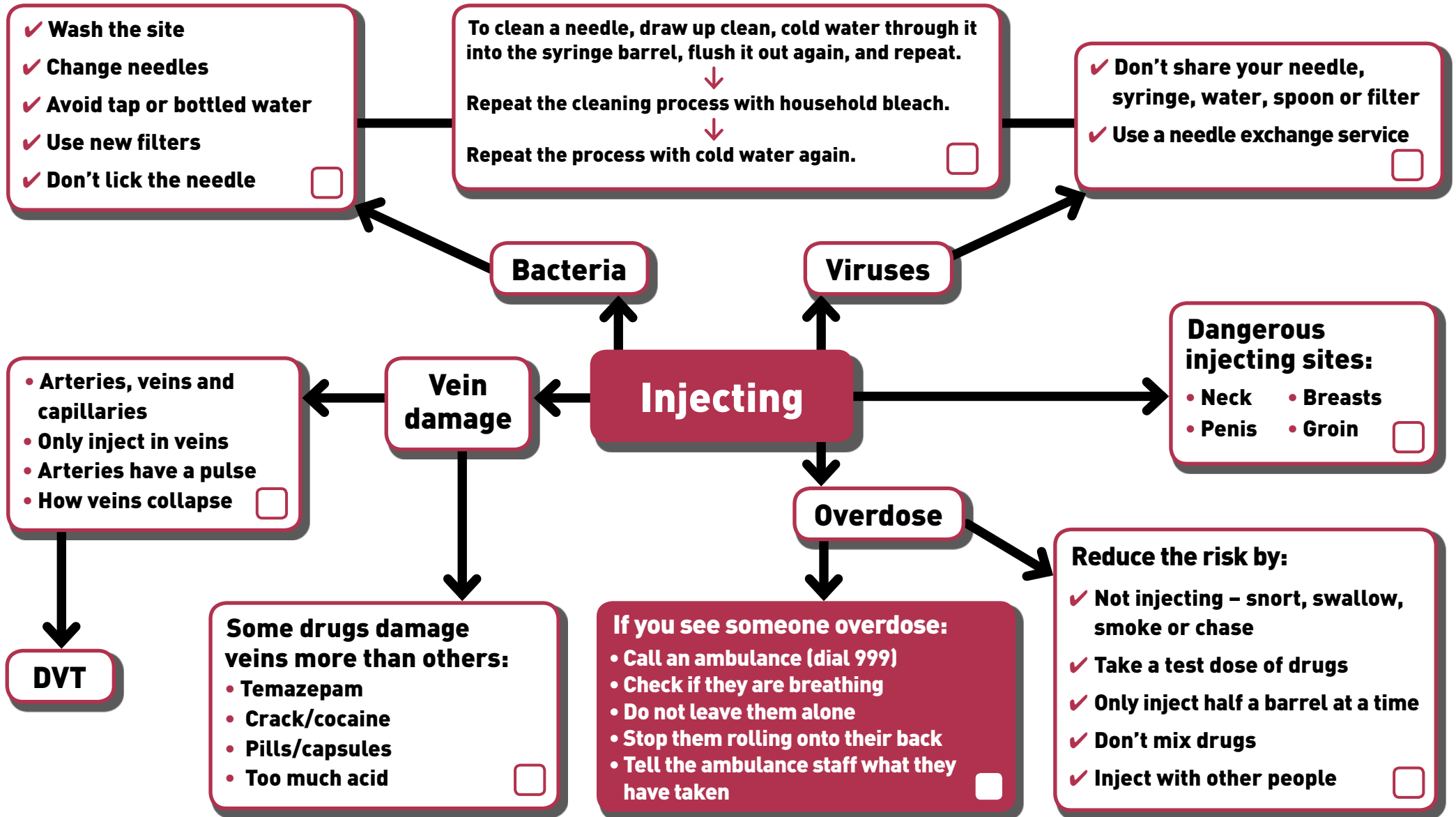
How useful was this map and discussion? 1 2 3 4 5 6 7 8 9 10

Client Name

Keyworker

Date: / /

Injecting



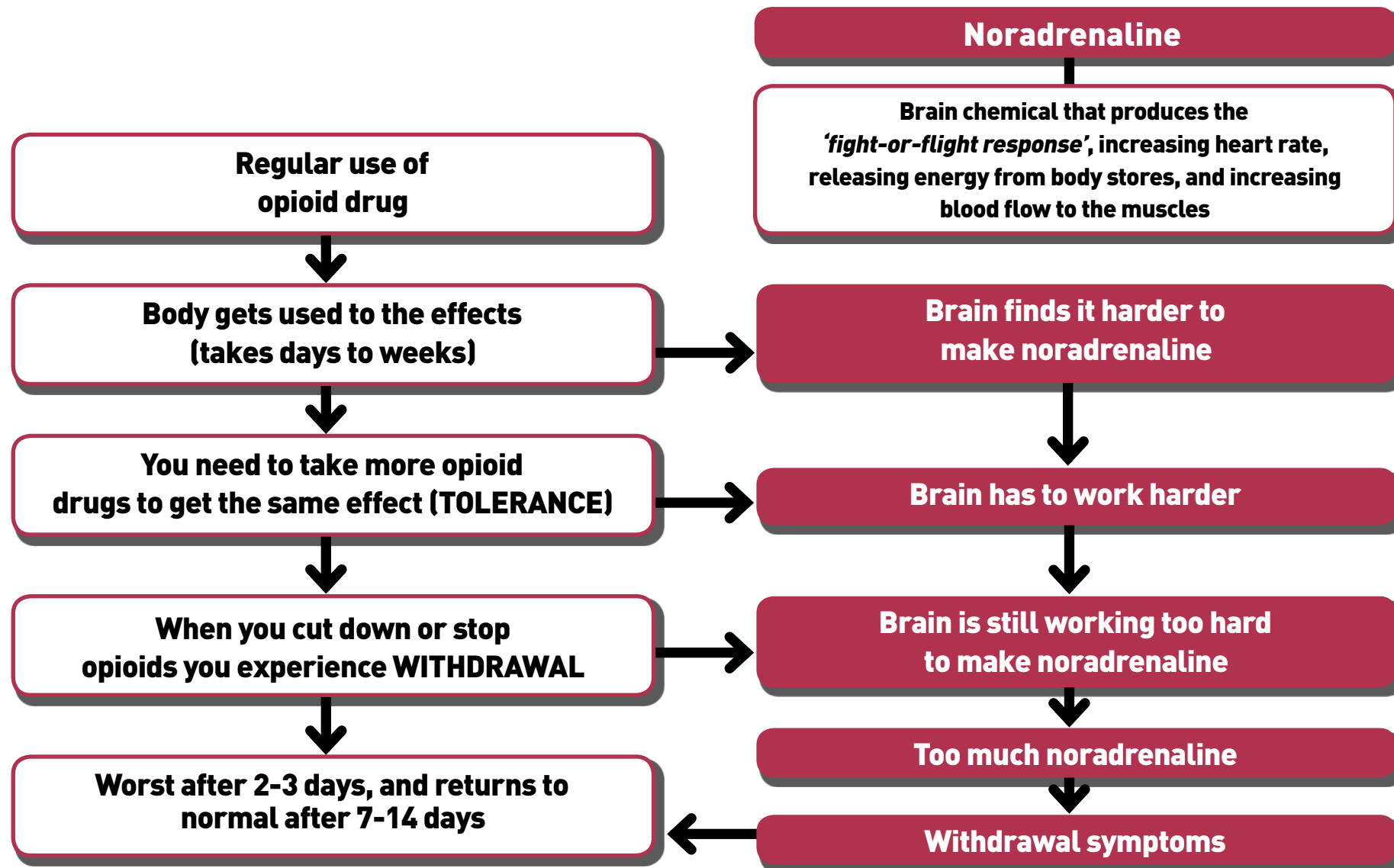
How useful was this map and discussion? 1 2 3 4 5 6 7 8 9 10

Client Name

Keyworker

Date: / /

OPIOID DETOXIFICATION: The opioid withdrawal syndrome



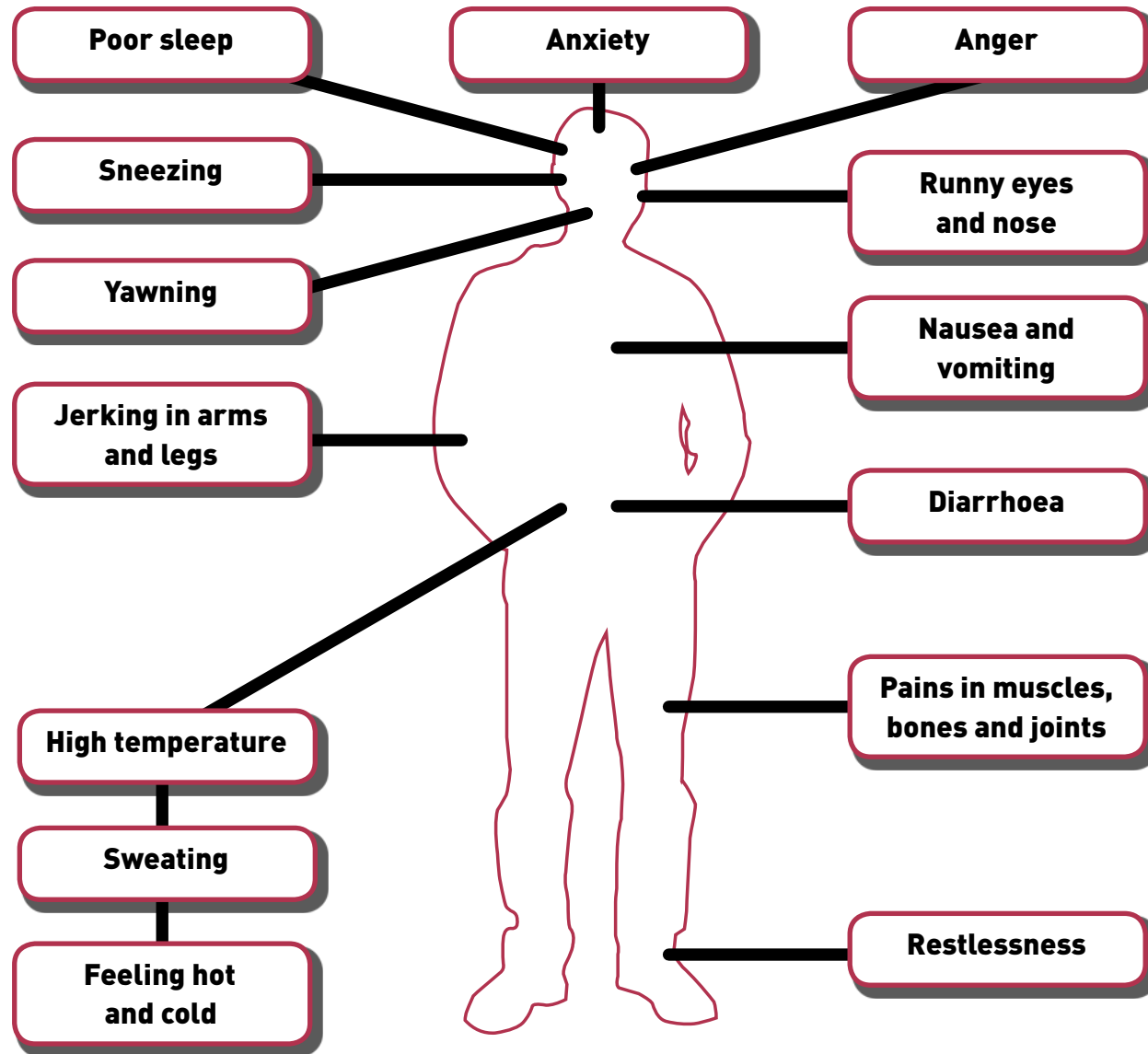
How useful was this map and discussion? 1 2 3 4 5 6 7 8 9 10

Client Name

Keyworker

Date: / /

OPIOID DETOXIFICATION: The opioid withdrawal syndrome



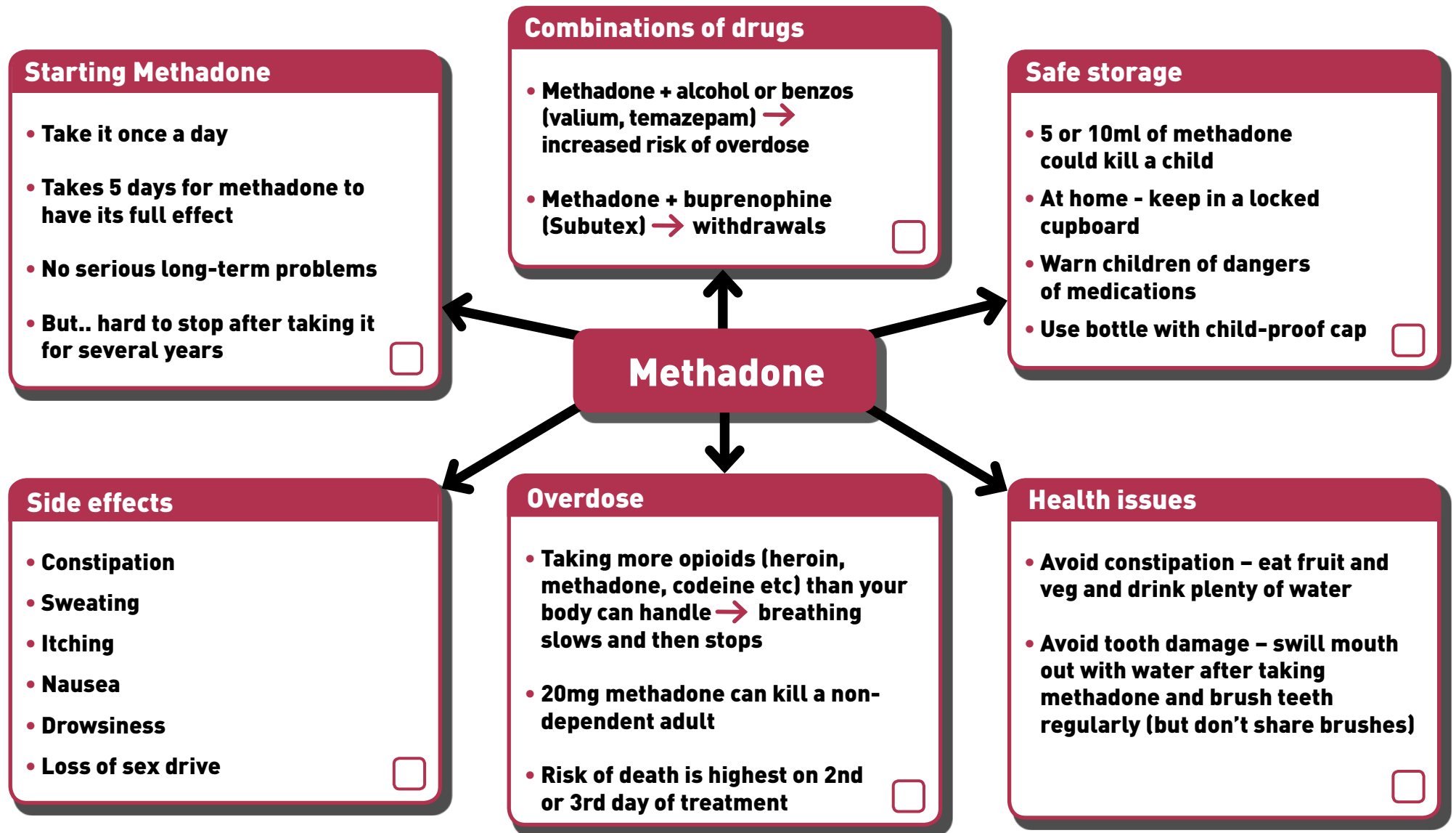
How useful was this map and discussion? 1 2 3 4 5 6 7 8 9 10

Client Name

Keyworker

Date: / /

Methadone



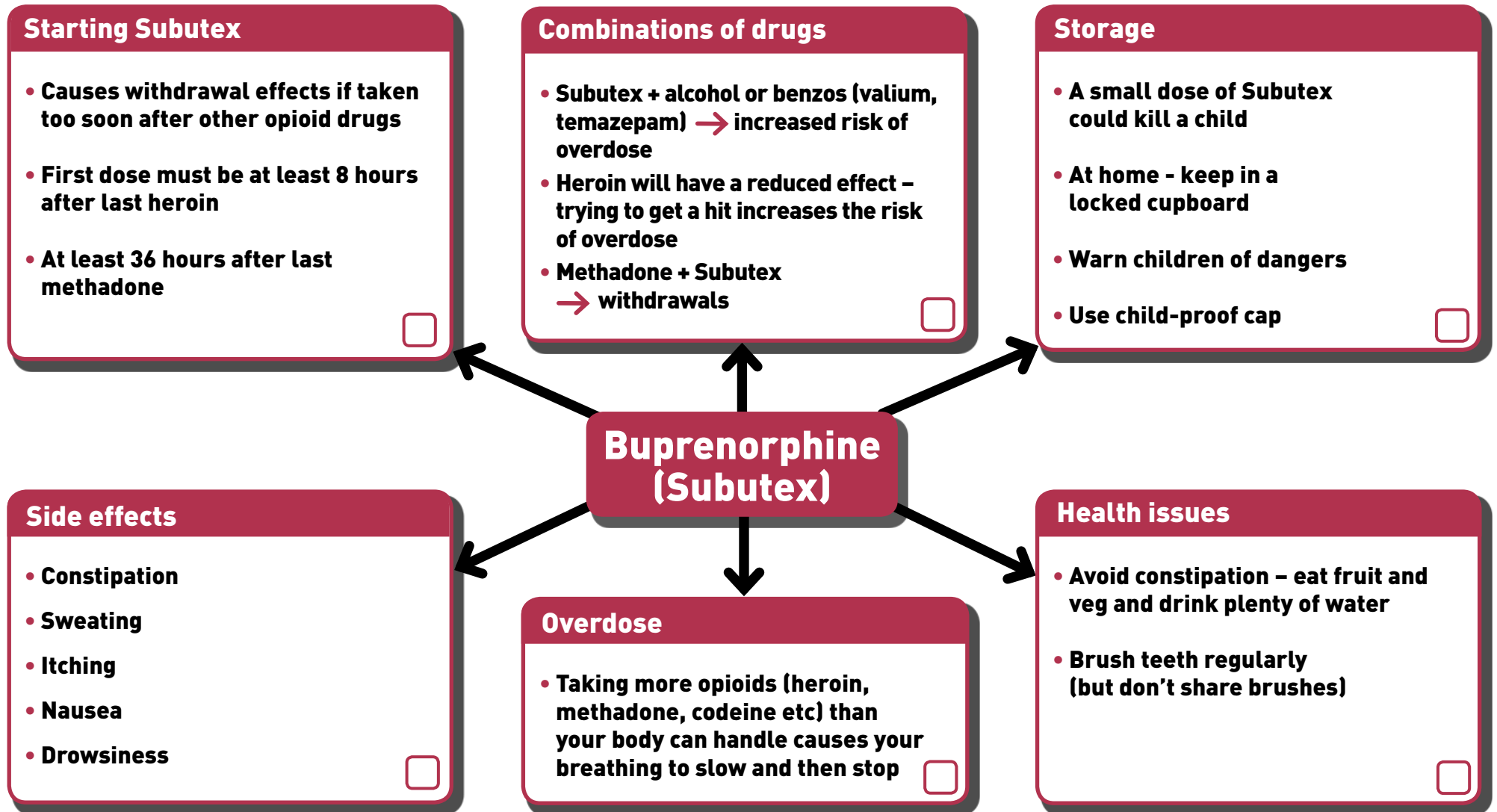
How useful was this map and discussion? 1 2 3 4 5 6 7 8 9 10

Client Name

Keyworker

Date: / /

Buprenorphine (Subutex)



How useful was this map and discussion? 1 2 3 4 5 6 7 8 9 10

Client Name

Keyworker

Date: / /

five

Skills development

As highlighted in the introduction, the exercise of developing a recovery plan involving goal setting combined with an exploration of the client's social support network may:

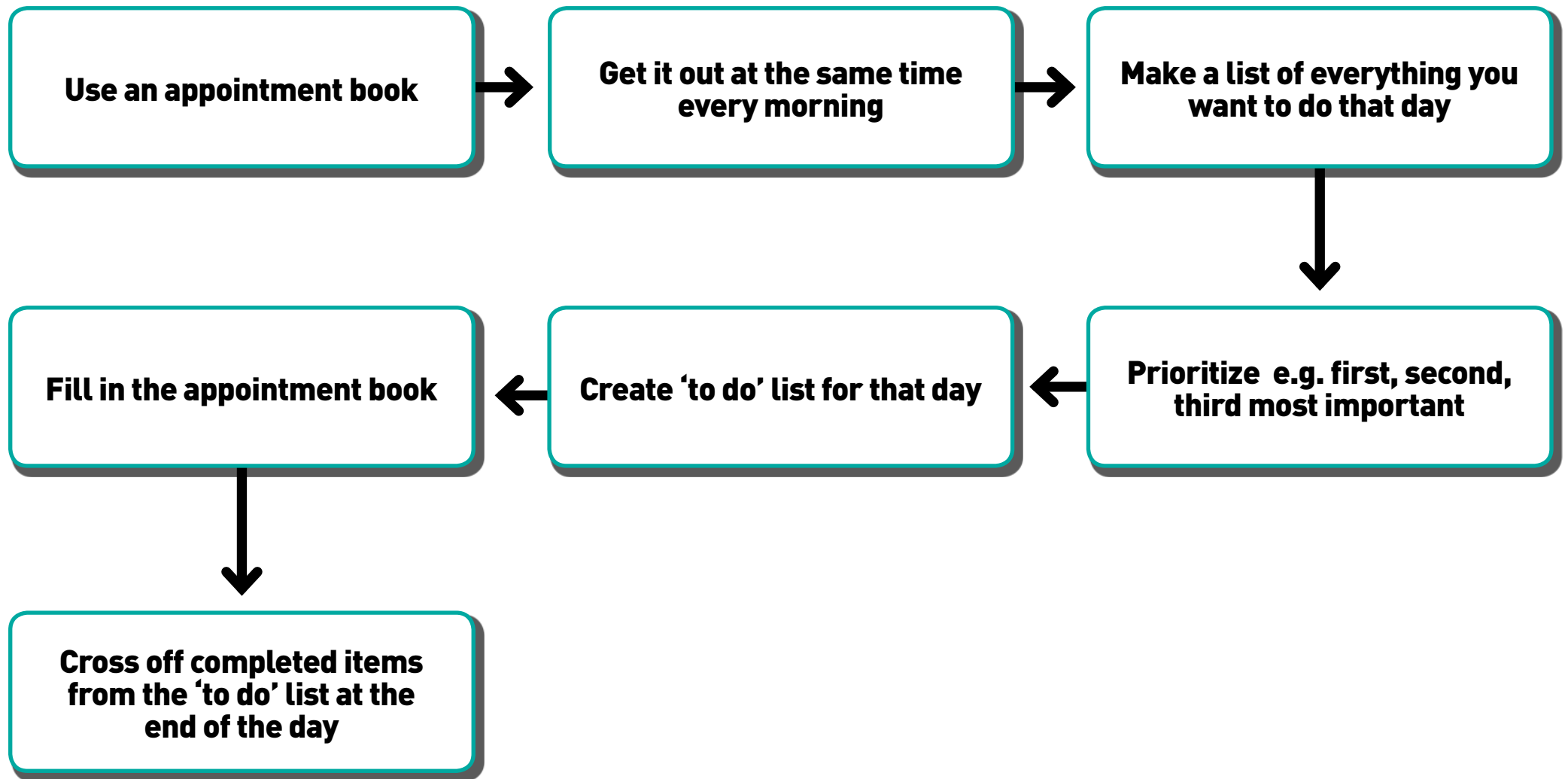
- 1. Expose deficits in the client's skills of everyday living e.g. poor time management, communication issues, or problem solving**
- 2. Highlight difficulties that the client has in understanding behavioural patterns associated with their drug use**

The maps in this section may facilitate sessions exploring these issues, incorporating the demonstration or role play of new skills and homework exercises.

5a. Lifestyle change

- **Time management**
- **Increasing pleasant activities**
- **Problem solving**
- **Finding a job**

Time management in action

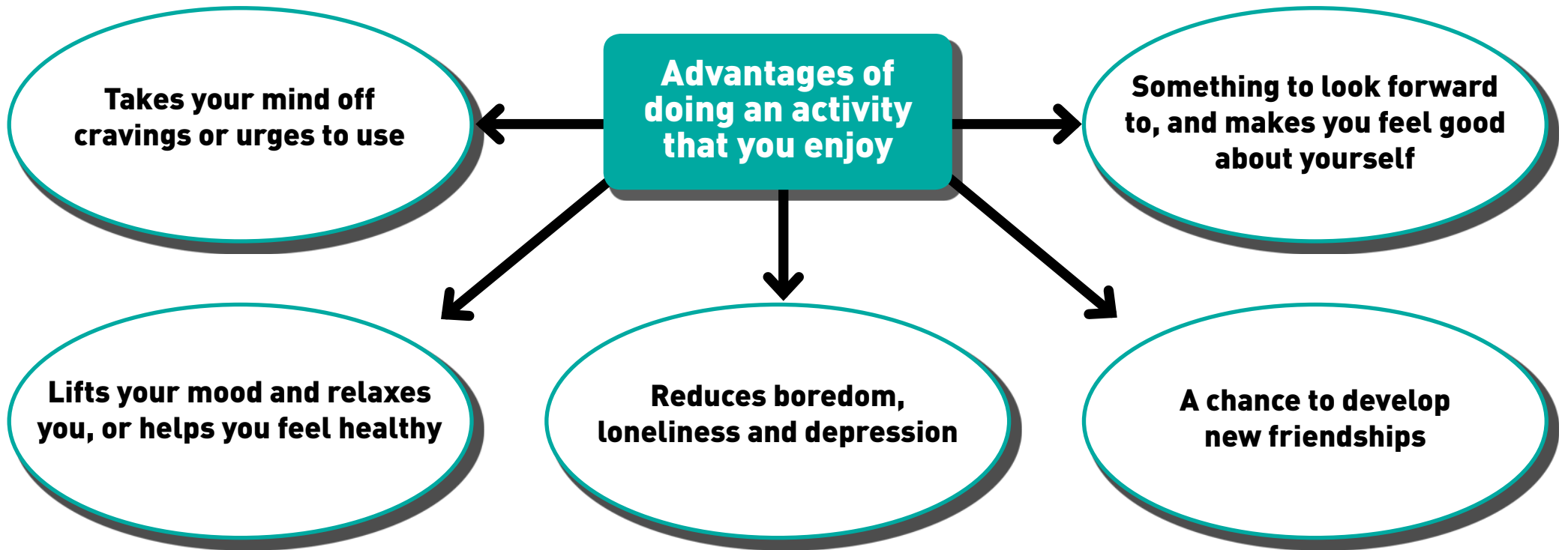


How useful was this map and discussion? 1 2 3 4 5 6 7 8 9 10

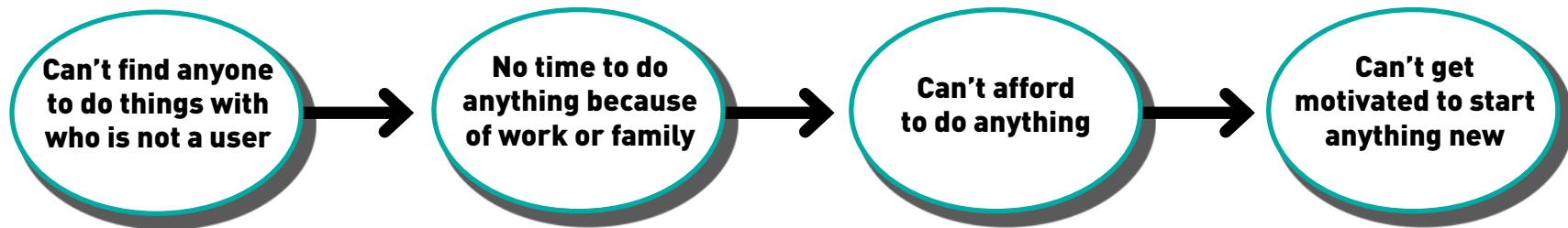
Client Name

Keyworker

Date: / /



Possible problems...



How useful was this map and discussion? 1 2 3 4 5 6 7 8 9 10

Client Name

Keyworker

Date: / /

Pleasant activities brainstorming list

It doesn't really matter what you do, just do something! Waiting until you "feel like it" doesn't work, because the inactivity only makes you feel worse, and therefore feel less like doing it.

- Rearrange a room
- Dance
- Help groups you respect
- Go to a park
- Buy a used musical instrument and learn to play
- Go to a film, concert, play...
- Plan trips or holidays
- Buy something silly like a toy
- Do artwork or crafts
- Read sacred works (Bible, Torah...)
- Wear clothes you like
- Read a book or magazine
- Hear a lecture or a sermon
- Listen to a relaxation tape
- Go out in a canoe or row boat
- Do the dishes
- Work on machines (car, bike...)
- Play a board game
- Complete a difficult task
- Solve a puzzle or crossword
- Take a long bath or shower
- Write a story, poem, music...
- Ride on a train
- Sing or play an instrument
- Work at your job
- Go to a church or temple function
- Go to a meeting
- Learn to say 30 words in another language
- Bake a cake
- Solve a personal problem
- Use your strength
- Ride a bike
- Go for a walk
- Hygiene (floss teeth, fix hair...)
- Visit someone who is ill
- Do outdoor work
- Sit in the sun
- Go to a fair or zoo
- Plan an event
- Play with animals (dog, cat, horse...)
- Listen to music (radio, CDs...)
- Give someone a gift
- Take pictures
- Talk about sports
- Watch or participate in sports
- Help or protect someone
- Hear jokes (i.e. comedy club, funny movies)
- See beautiful scenery
- Eat a good meal
- Improve health (change diet, work out...)
- Go to a barber or beautician
- Be with someone you love
- Rent a movie
- Start a new project
- Go to the library
- Plant seeds for a windowsill pot
- Watch people
- Sit in front of a fire in the fireplace
- Sell or trade something
- Volunteer at a homeless shelter
- Buy some flowers
- Write a letter
- Surf the internet
- Care for houseplants
- Plant or tend a garden
- Spend time with your children
- Work on or start a collection
- Go into Town
- Go to a museum or exhibit
- Give blood
- Lend something
- Enjoy a sauna or jacuzzi
- Buy some watercolours and paint a picture
- Be with friends or relatives
- Join a protest (political, environmental)
- Talk on the phone
- Daydream
- Go to a movie
- Kiss
- Budget your time
- Cook a meal
- Do odd jobs around home
- Go to a restaurant
- Reminisce, talk about old times
- Get up early in the morning
- Volunteer at the local animal shelter
- Write in a diary
- Say prayers
- Meditate
- Read the newspaper
- Go for a run
- Walk barefoot
- Play frisbee or catch
- 10 minutes of deep breathing
- Sew or do needlework
- Go to a car boot sale or auction
- Meet someone new
- Go swimming at the local gym
- Read cartoons or comic books

How useful was this map and discussion? 1 2 3 4 5 6 7 8 9 10

Client Name

Keyworker

Date: / /

Pleasant activities brainstorming list

Put down as many ideas as you can think of – be creative!



How useful was this map and discussion? 1 2 3 4 5 6 7 8 9 10

Client Name

Keyworker

Date: / /

Pleasant activities planner

Develop a list of pleasant activities

Plan 30-60 mins each day for pleasant activities

Score (out of 10) how rewarding you found each activity

Monday

Tuesday

Wednesday

Thursday

Friday

Saturday

Sunday

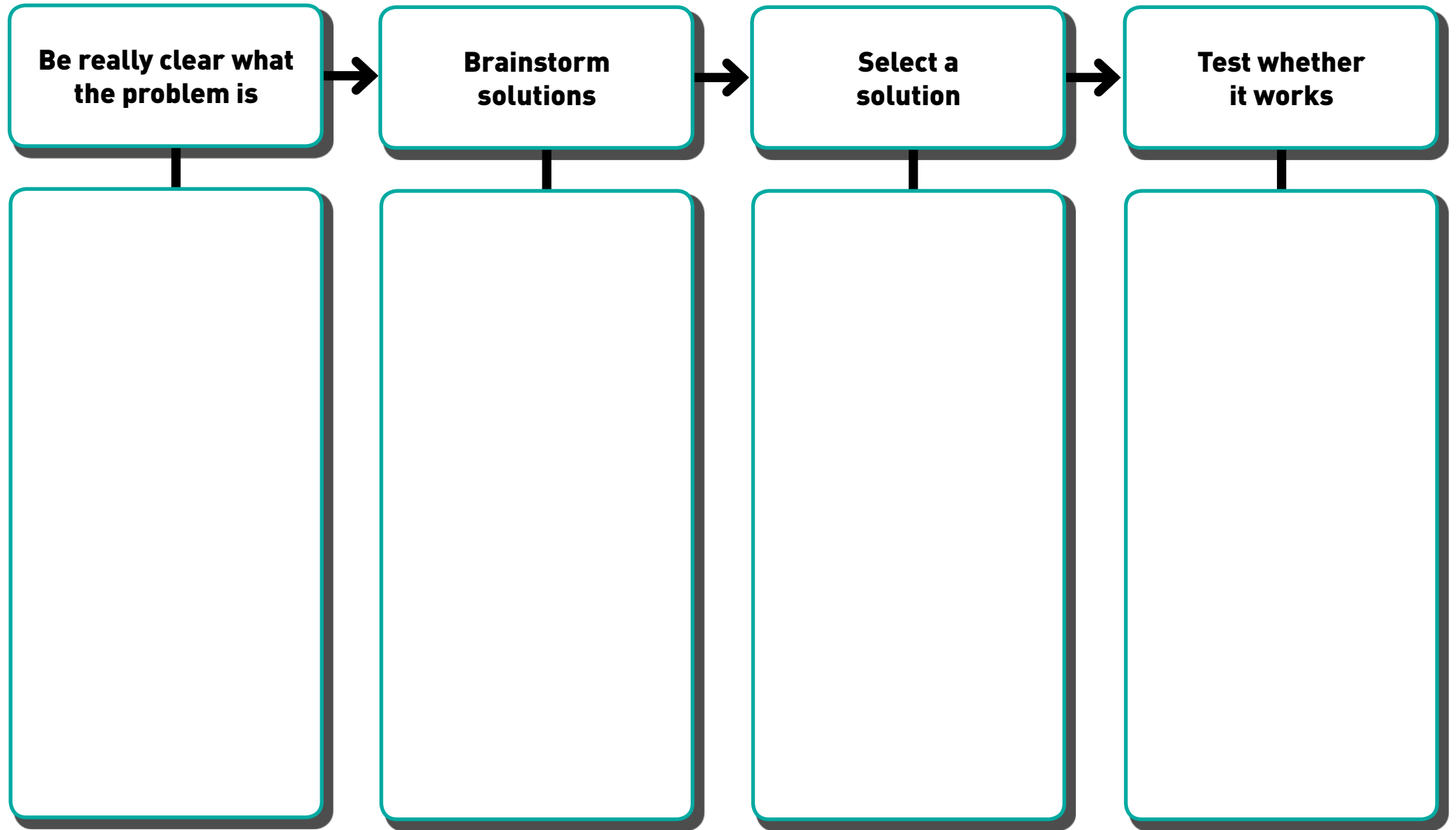
How useful was this map and discussion? 1 2 3 4 5 6 7 8 9 10

Client Name

Keyworker

Date: / /

Problem solving

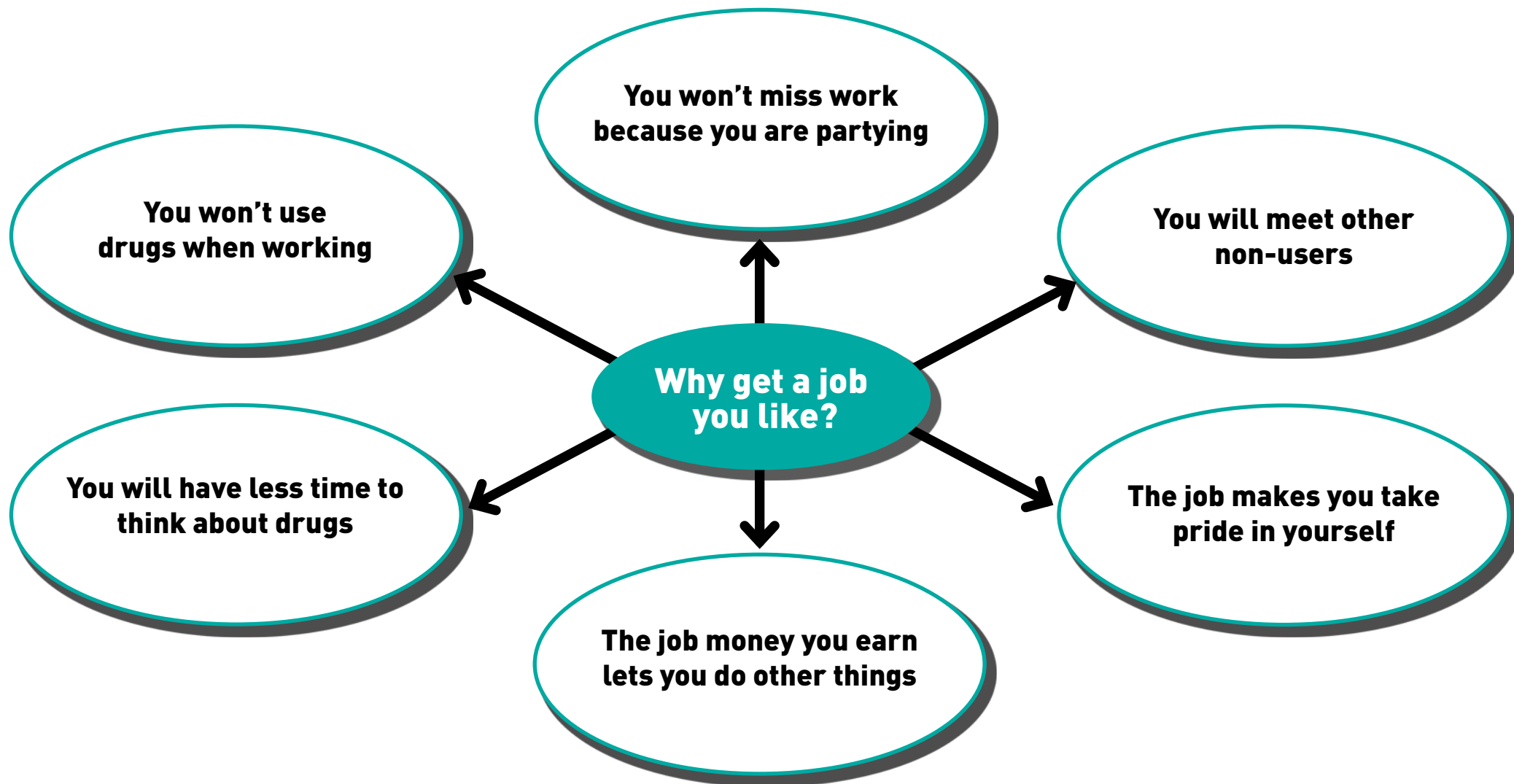


How useful was this map and discussion? 1 2 3 4 5 6 7 8 9 10

Client Name

Keyworker

Date: / /



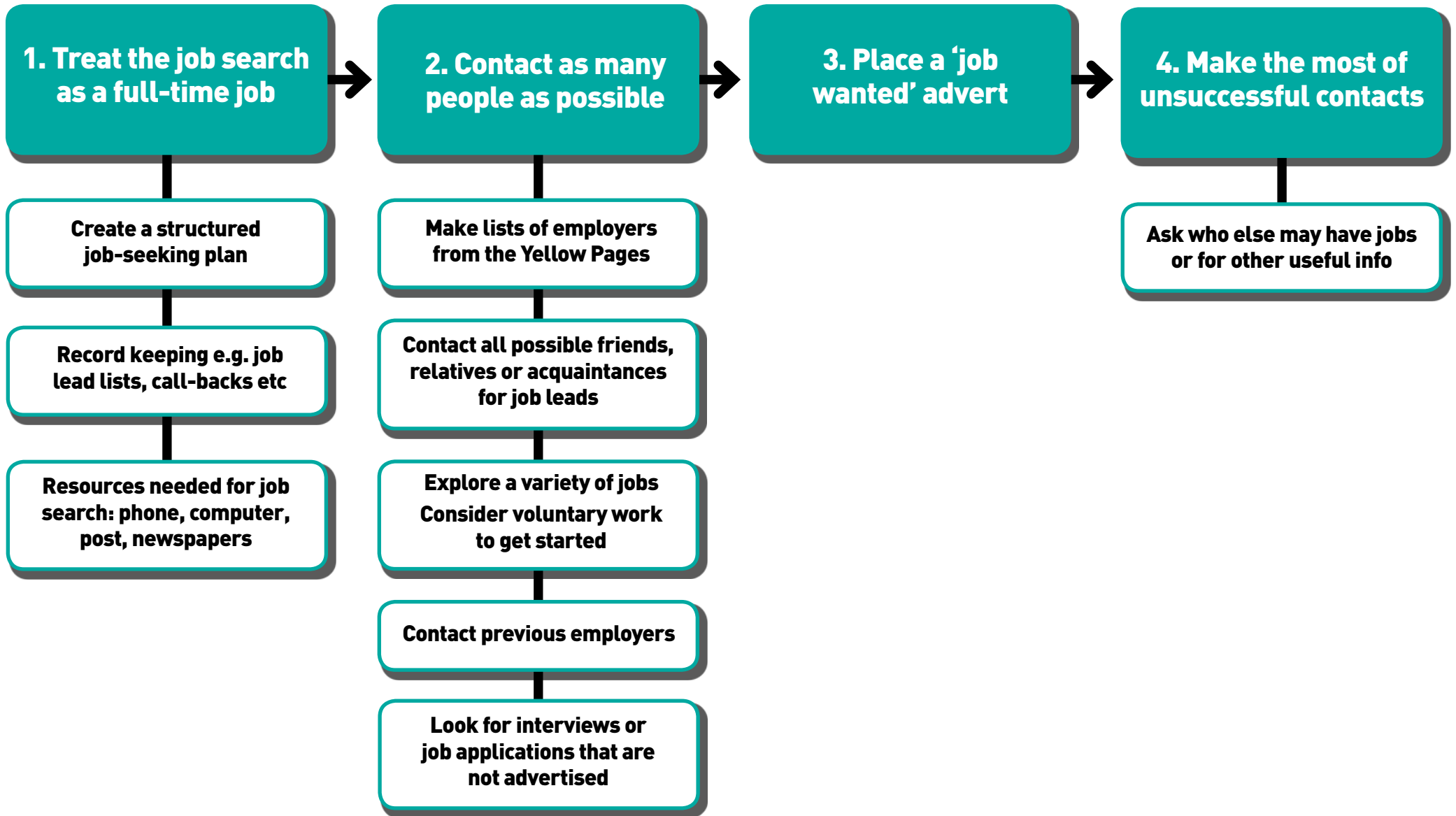
How useful was this map and discussion? 1 2 3 4 5 6 7 8 9 10

Client Name

Keyworker

Date: / /

Finding a job



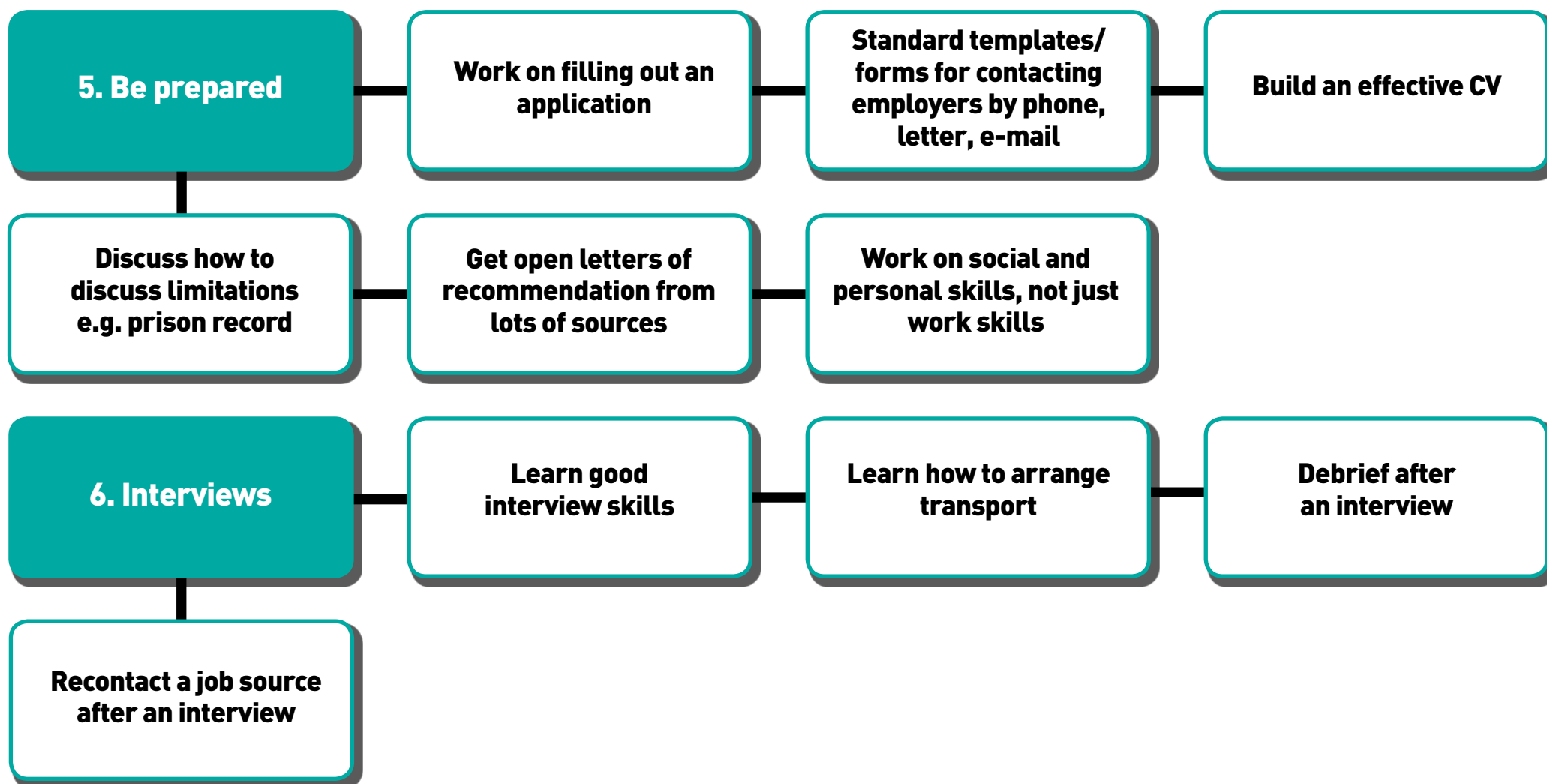
How useful was this map and discussion? 1 2 3 4 5 6 7 8 9 10

Client Name

Keyworker

Date: / /

Finding a job (2)



How useful was this map and discussion? 1 2 3 4 5 6 7 8 9 10

Client Name

Keyworker

Date: / /

5b. Drug avoidance

Functional analysis - see 'Exploring your substance use' map [section 2]

Being assertive (Without being rude)

Drug refusal training and practice refusal skills

Drug avoidance



Aggressive behaviour



Passive behaviour



Assertive behaviour

Which types of behaviour have you used?

Can you give an example?

Which type of behaviour is best for a particular situation?

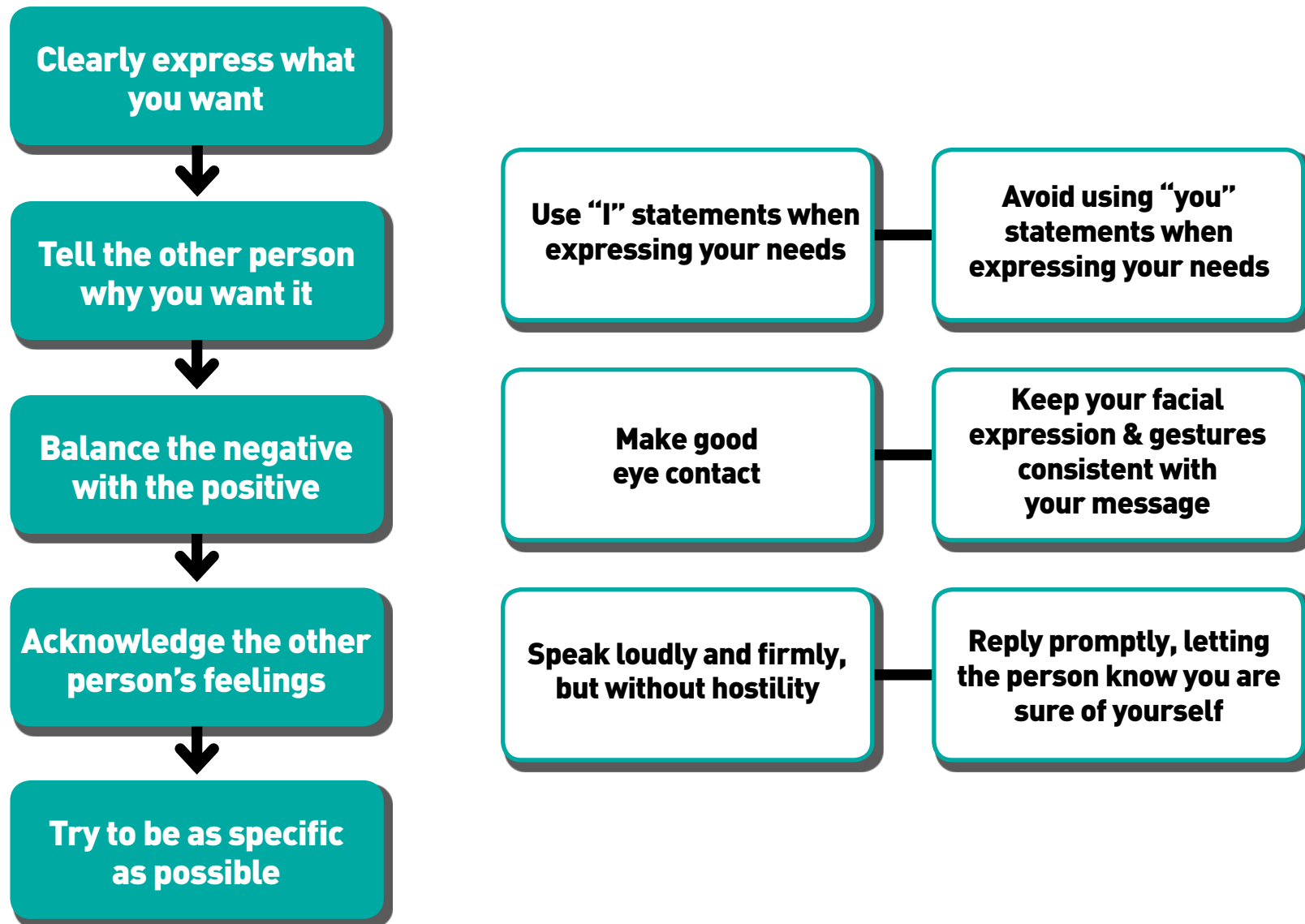
How useful was this map and discussion? 1 2 3 4 5 6 7 8 9 10

Client Name

Keyworker

Date: / /

Being assertive (without being rude)



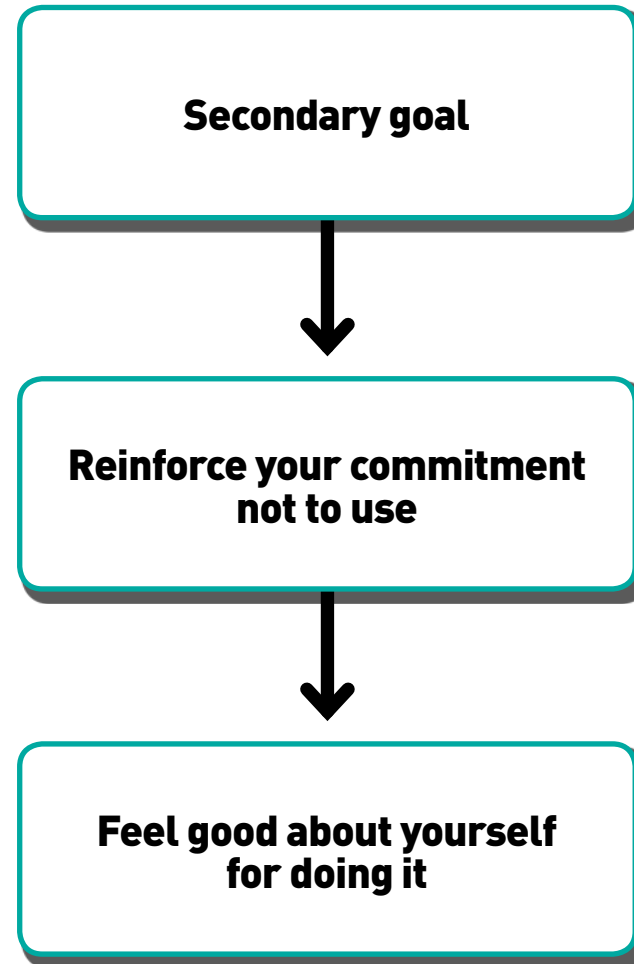
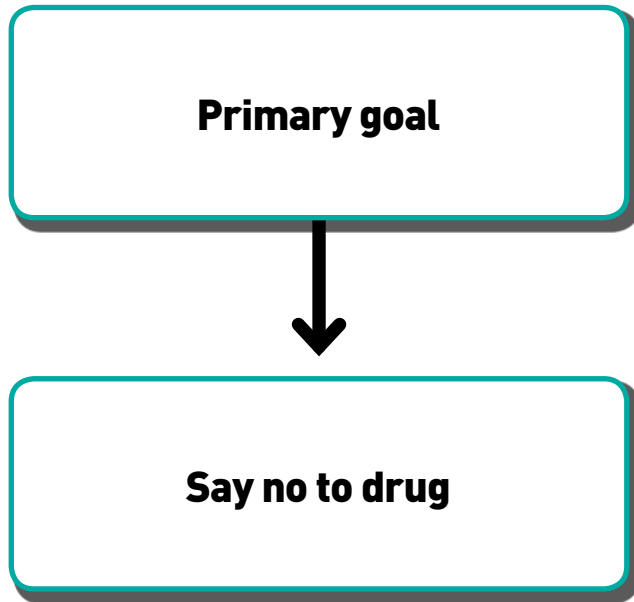
How useful was this map and discussion? 1 2 3 4 5 6 7 8 9 10

Client Name

Keyworker

Date: / /

Drug refusal training



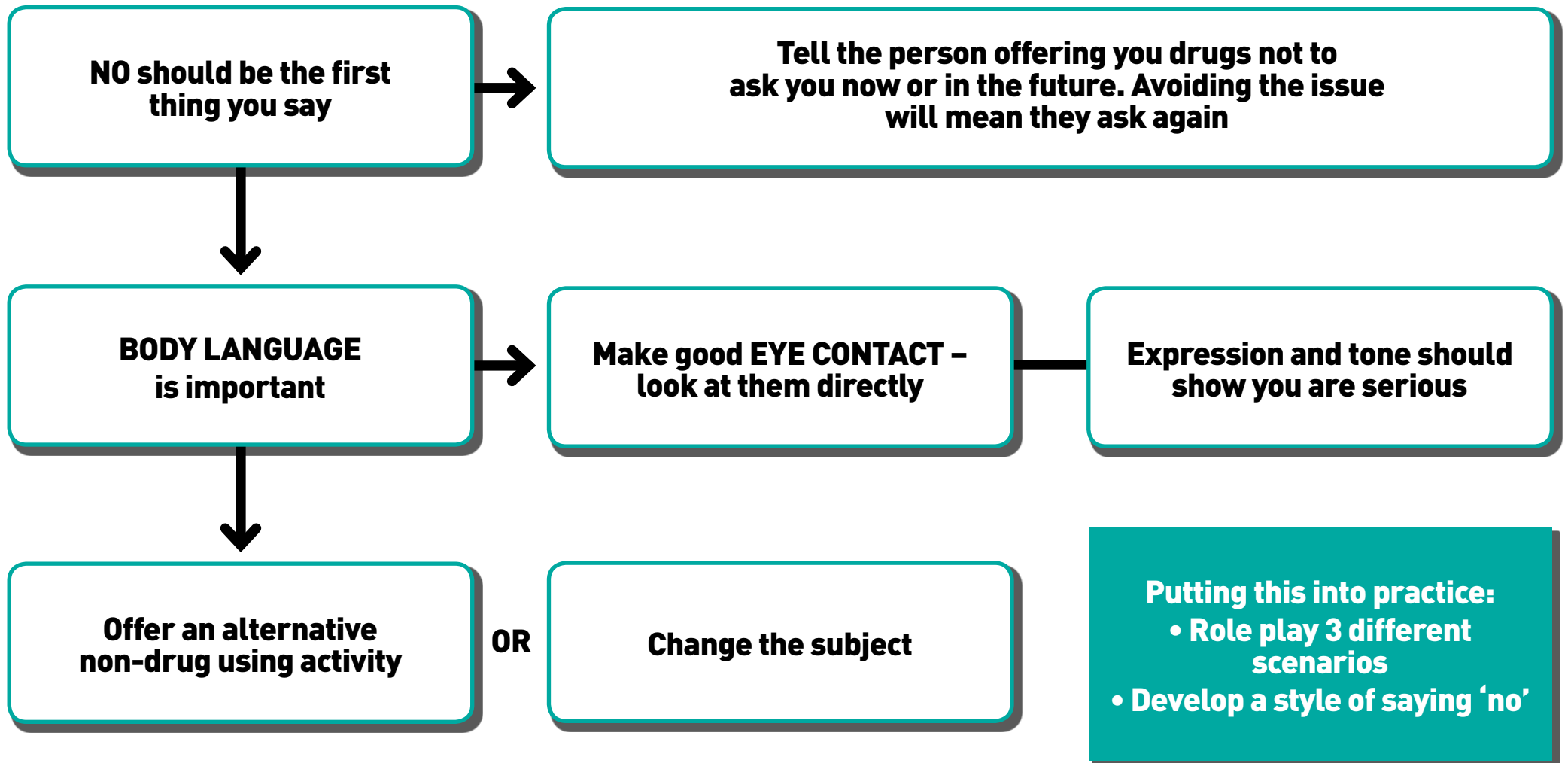
How useful was this map and discussion? 1 2 3 4 5 6 7 8 9 10

Client Name

Keyworker

Date: / /

Components of effective refusal



How useful was this map and discussion? 1 2 3 4 5 6 7 8 9 10

Client Name

Keyworker

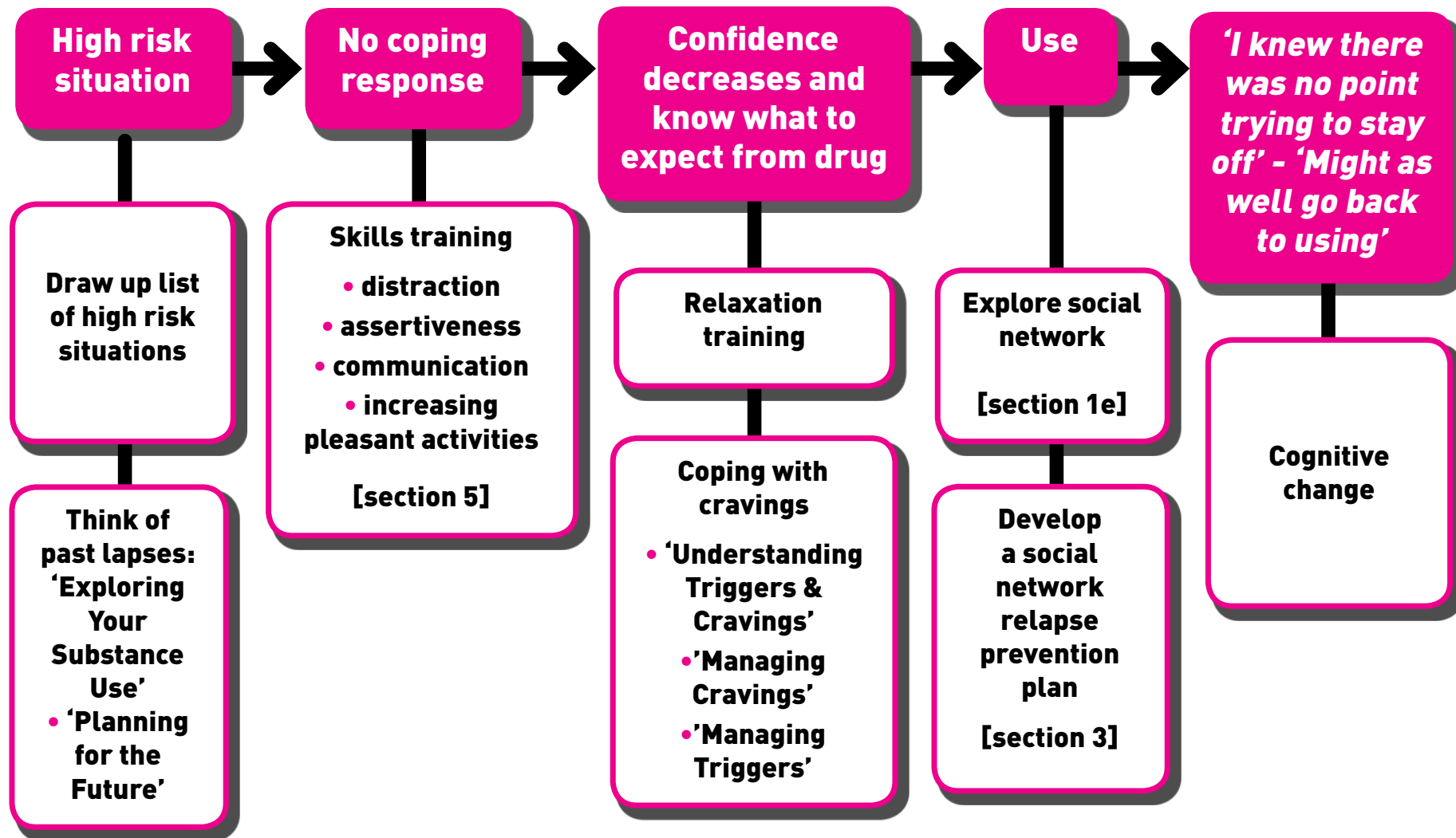
Date: / /

six

Exiting treatment & aftercare

- A key goal of the treatment process outlined above is empowerment of the client
- Through learning to set and achieve goals and correcting skill deficits, the client's self-esteem and confidence will rise
- Building social support from their existing network and/or developing new links with individuals in recovery will support and sustain this process
- Increasingly activities will occur outside of the treatment setting as the recovery plan develops
- At some point the client will exit treatment, and the development of a 'relapse prevention plan' may summarise the potential roles of professional and non-professional support may be utilised in the future
- The principles of relapse prevention are well known to many treatment staff, and are summarised in the 'Relapse Prevention Planning' map
- The 'My Recovery Support Plan' allows a structured discussion of key areas to consider for an exit recovery plan at the end of a treatment episode

Relapse prevention planning



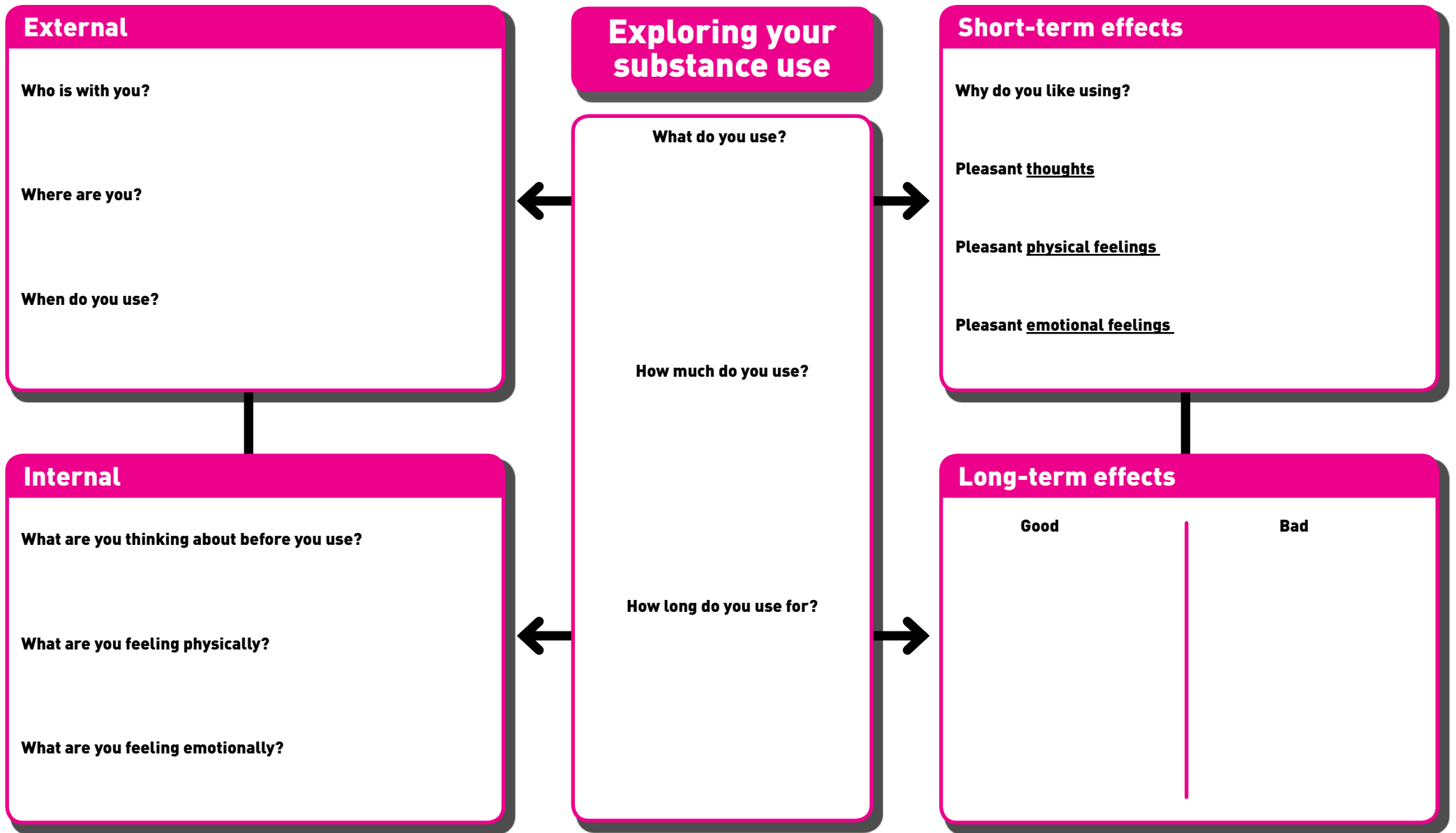
How useful was this map and discussion? 1 2 3 4 5 6 7 8 9 10

Client Name

Keyworker

Date: / /

Exploring your substance use



How useful was this map and discussion? 1 2 3 4 5 6 7 8 9 10

Client Name

Keyworker

Date: / /

Planning for the future

Will you still be mixing with people who use drugs/alcohol?

Will you still go to places where you used to use/score?

Who?

Why?

Where?

Why?

Have you still got dealers' numbers?

Have you told people that you don't want to use anymore?

Where could you go instead?

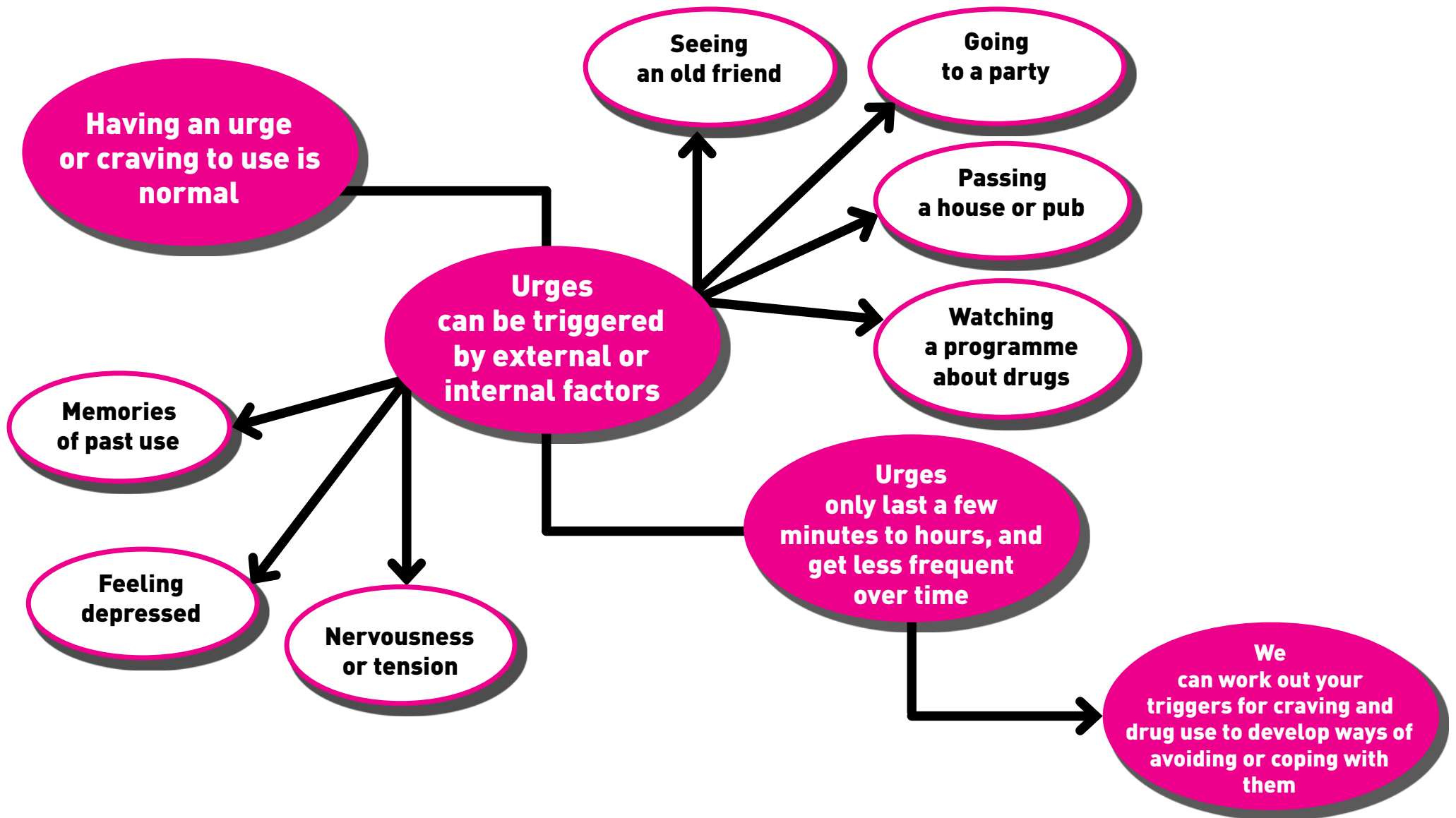
How useful was this map and discussion? 1 2 3 4 5 6 7 8 9 10

Client Name

Keyworker

Date: / /

Understanding triggers & cravings



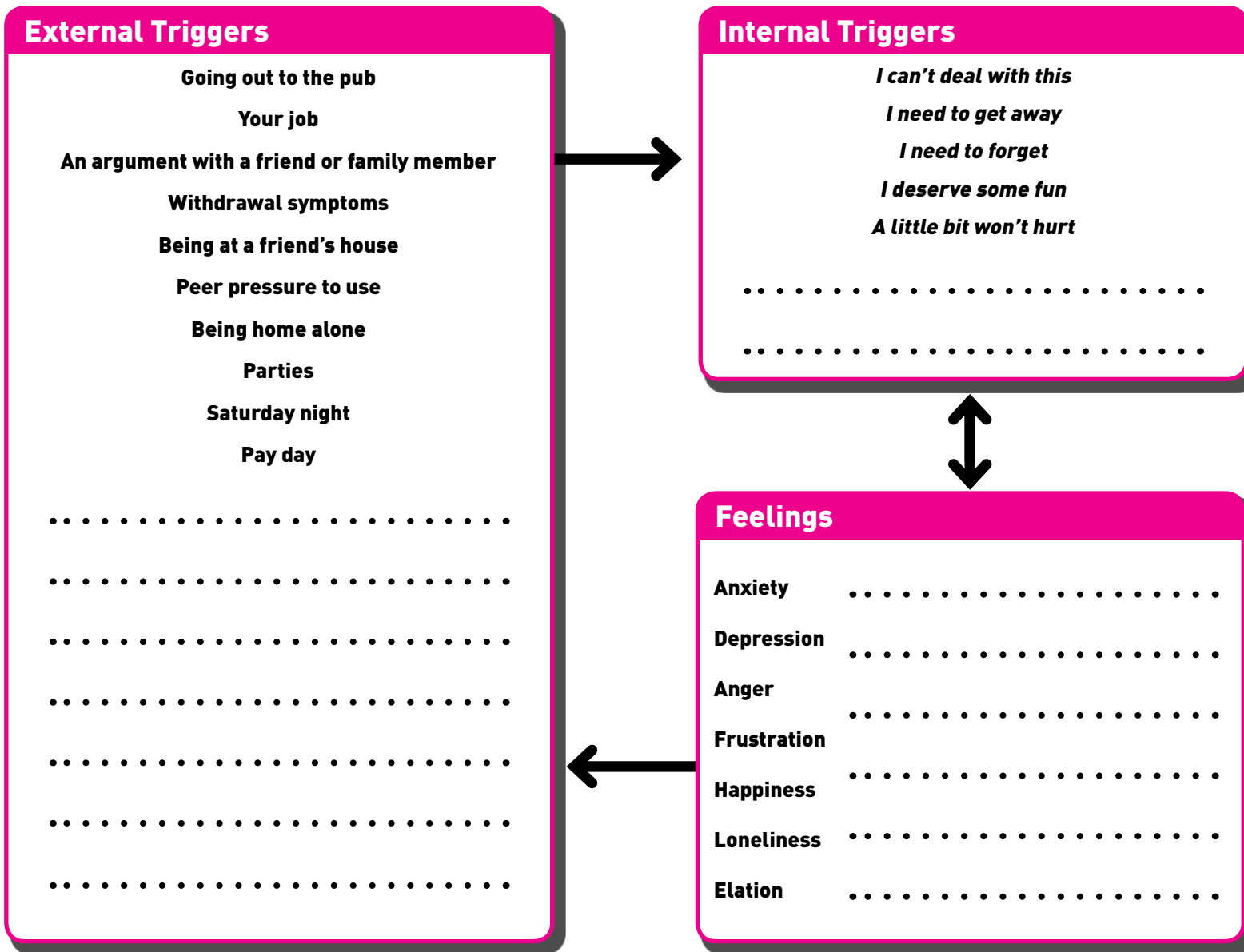
How useful was this map and discussion? 1 2 3 4 5 6 7 8 9 10

Client Name

Keyworker

Date: / /

Managing triggers



How useful was this map and discussion? 1 2 3 4 5 6 7 8 9 10

Client Name

Keyworker

Date: / /

How can I deal with my triggers?

Avoid the trigger

Take a route home that is different from where you normally score.

Avoid going past your dealer's house.

Don't go into bars.

Avoid certain people.

To do this successfully you will have to find some new or different activities.

Rearrange your environment

Don't keep drugs or works in the house.

Don't carry money if you know you might meet a user/dealer.

Develop a new coping plan

You have money in your pocket – a trigger for use. Do something else with it instead – phone your partner and do something that you enjoy, buy a present.

Or... Go to the gym, go swimming, join a club.

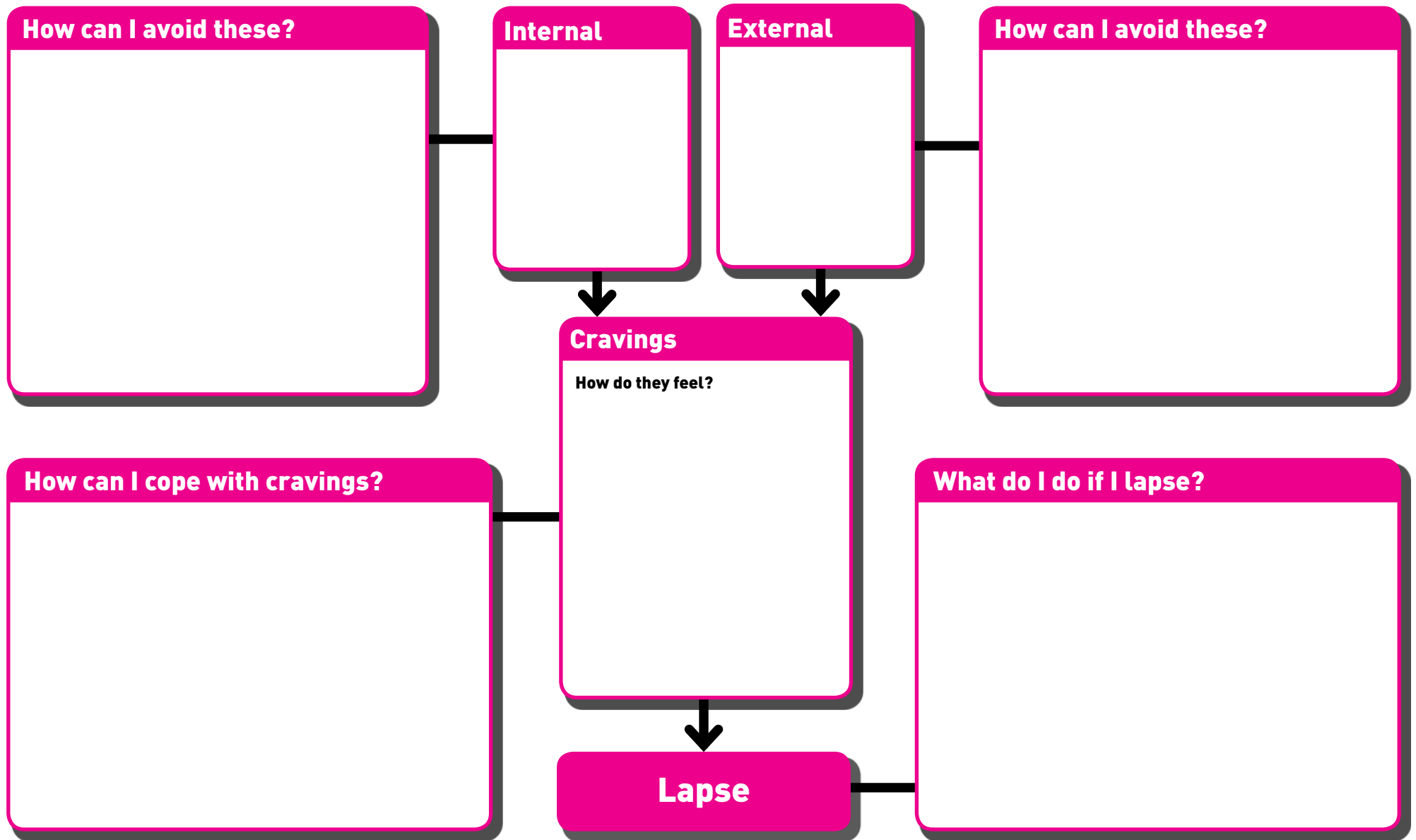
How useful was this map and discussion? 1 2 3 4 5 6 7 8 9 10

Client Name

Keyworker

Date: / /

Managing cravings



How useful was this map and discussion? 1 2 3 4 5 6 7 8 9 10

Client Name

Keyworker

Date: / /

How can I deal with my cravings?



Things I can *tell* myself

Ways of *distracting* myself

Ways of *relaxing* myself

How useful was this map and discussion? 1 2 3 4 5 6 7 8 9 10

Client Name

Keyworker

Date: / /

The change I want to make

The change I want to make

The reasons why I want to make this change

My main goals for myself in making a change

People who could help me | **What they could do**

The first steps I will take will be:

What | **When**

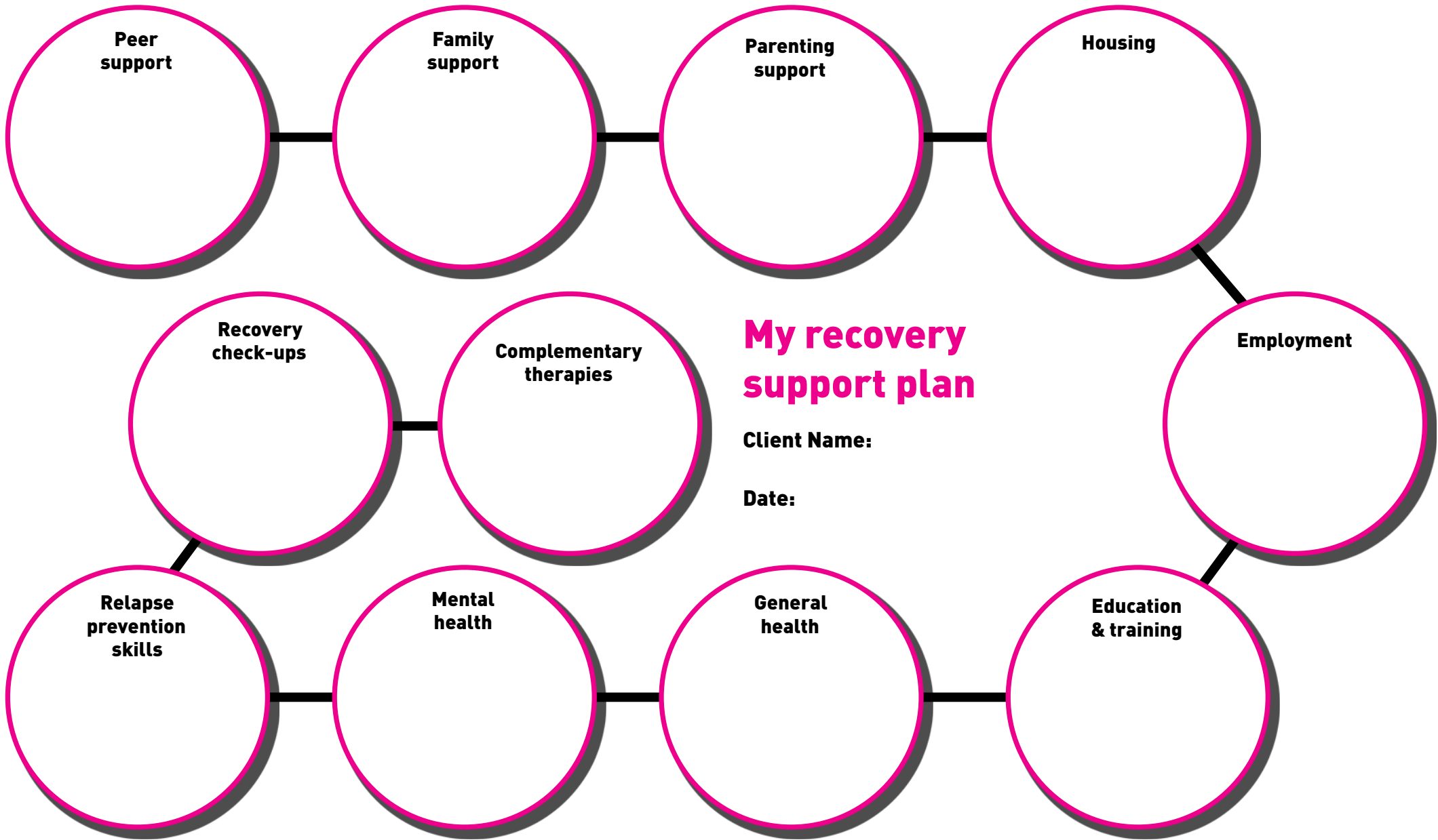
The positive results that I hope my plan will have

How useful was this map and discussion? 1 2 3 4 5 6 7 8 9 10

Client Name

Keyworker

Date: / /



How useful was this map and discussion? 1 2 3 4 5 6 7 8 9 10

Client Name

Keyworker

Date: / /



Public Health
England

© **Crown copyright 2013. First published April 2013.** The information in this manual (excluding the Royal Arms and other logos) may be reproduced free of charge in any format or medium providing it is reproduced accurately and not used in a misleading context. The material must be acknowledged as Crown copyright and the title of the manual specified. Please cite as: Day E (2013) Routes to Recovery via the Community, Public Health England, London.